



# JEFFERSON COUNTY EMERGENCY SERVICES AGENCY

419 Sixteenth Avenue ■ Ranson, WV 25438  
Tel: 304-728-3287 ■ Fax: 304-728-6221 ■ [jcesa.org](http://jcesa.org)

## Meeting Minutes August 17, 2021

The August regular meeting of the Jefferson County Emergency Services Agency (JCESA) Board was held on Tuesday, August 17, 2021, at the JCESA office.

### ROLL CALL

Member	Present	Member	Present
Bob Faas	Yes	Debbie Lancaster	Yes
Craig Simpson	Yes	Tony Troxel	Yes
Tricia Jackson	No	Bob Burner	Yes
Nathan Cochran	Yes*	Jacob Harris	Yes
Dr. Marney Treese	Yes*	Steve Harris	Yes
Joshua Stillwell	No	Ross Morgan	Yes

( \* ) Present via WebEx

### CALL TO ORDER

The meeting was called to order at 7:03 p.m. by Chairman Faas, with a confirmed quorum.

### PLEDGE OF ALLEGIANCE

PUBLIC COMMENT - None

### APPROVAL OF MINUTES

- o Motion by Simpson, 2nd by Troxel to approve the July 20, 2021, Regular meeting minutes as submitted - Motion carries unanimously on voice vote.

### TREASURER'S REPORT

Burner assisted S. Harris with a review of accounts and expenses through July of 2021.

- o Motion by Simpson, 2<sup>nd</sup> by Troxel to approve - Motion carries unanimously on voice vote.

### CHAIRMAN'S REPORT – Bob Faas

1. Mission Statement – Chairman Faas and Director Burner working together on it and receiving input from staff.
2. Status of amended by-laws – Cochran will have JCC resign and forward a copy.
3. BRMVFC Progress report – Removing from agenda and Director Burner will maintain follow-up.

### *It's About Saving Lives*

*JCESA is an equal opportunity emergency service provider,  
Employer, and community partner of Jefferson County WV.*

# JEFFERSON COUNTY EMERGENCY SERVICES AGENCY

Page 2

---

## JCFRA REPORT – *Chief Morgan*

1. Association Update – Fire Fee Ordinance draft completed, and a request has been submitted to have JCC, ESA, and JCFRA meet to review.

## DIRECTOR'S REPORT – *Bob Burner*

1. Breast Cancer Awareness T-Shirts – Available \$15.00 each - size Small to 5XL – See Debbie Lancaster.
2. JCESA Annual Report for FY21 will be presented at the September board meeting.
3. W. A. Chester hosted a First-Responder luncheon here at JCESA on 8/10/21.


**UNFINISHED BUSINESS** - None

**NEW BUSINESS** - None

## ADJOURNMENT

- o Motion to adjourn by S. Harris, 2nd by J. Harris - Motion carries unanimously on voice vote. Meeting adjourned at 7:22 p.m.

Respectfully submitted by Debbie Lancaster, Secretary.

  
\_\_\_\_\_  
Approved – Stephen Harris, JCESA Chairman Pro Tem

9-21-21  
Date

### ***It's About Saving Lives***

*JCESA is an equal opportunity emergency service provider,  
Employer, and community partner of Jefferson County, WV.*

Jefferson County Emergency Services Agency

Financial Summary - FY2022 (July 2021 - June 2022)

Through July

Income	Expenses	Full-Year Allocation	YTD Spend	Full-Year Forecast	Variance
JCC - Gen. Fund \$ 3,019,138	Full-time wages \$ 2,062,060	\$ 132,757	\$ 2,061,532	\$ 528	
JCC - Amb. Fee \$ 915,360	Part-time wages \$ 172,889	\$ 22,461	\$ 166,620	\$ 6,269	
TB Assn. \$ 0	Overtime* \$ 171,275	\$ 9,378	\$ 168,766	\$ 2,509	
CARES \$ 0	WC & payroll tax \$ 385,872	\$ 25,152	\$ 363,898	\$ 21,974	
Sale of assets \$ 0	Fringe \$ 677,738	\$ 40,823	\$ 670,634	\$ 7,104	
Other \$ 673	All other expenses \$ 464,664	\$ 26,681	\$ 464,037	\$ 627	
<b>Some income (i.e., dedicated grants) may not be reflected here.</b>	<b>Total</b> \$ <b>3,934,498</b>	\$ <b>257,252</b>	\$ <b>3,895,487</b>	\$ <b>39,011</b>	

\*Includes Holiday pay paid at OT rate, which is not 'worked hours'


Bank Account Balances

as of: July 31, 2020


General	\$ 913,521
Payroll	\$ 71,484
Amb. Fee	\$ 674,475
Mortgage	\$ 104,786

Annual mortgage cost of \$81K not included in expenses as it is covered through impact fee budget.

YTD Spending - by Category



WE ARE HERE



8% of fiscal year complete based on 2 out of 26 pay periods finalized.

Jefferson County Emergency Services Agency Monthly Expense Budget - FY2022 (July 2021 - June 2022)

Through July

Fund: **COMBINED**

Expenses	Actual	Aug		Sep		Oct		Nov		Dec		Jan		Feb		Mar		Apr		May		Jun		Total
		2	2	2	2	2	2	2	2	2	2	2	2	2	2	2	2	2	2	2	2	2	2	
Full Time	132,757	146,483	145,713	165,729	165,729	248,594	165,729	165,729	165,729	248,594	165,729	165,729	165,729	145,013	165,729	145,013	145,013	145,013	145,013	145,013	145,013	145,013	290,027	2,061,532
Part Time	22,461	15,477	10,430	11,920	11,920	18,427	11,920	11,920	11,920	18,427	11,920	11,920	11,920	10,430	11,920	10,430	10,430	10,430	10,430	10,430	10,430	10,430	20,859	166,620
Overtime	9,378	11,989	11,989	13,702	13,702	20,553	13,702	13,702	13,702	20,553	13,702	13,702	13,702	11,989	13,702	11,989	11,989	11,989	11,989	11,989	11,989	11,989	24,081	168,766
Worker Comp	13,005	13,330	12,677	14,428	14,428	21,683	14,428	14,428	14,428	21,683	14,428	14,428	14,428	12,624	14,428	12,624	12,624	12,624	12,624	12,624	12,624	12,624	25,256	181,536
FICA/Med	12,147	13,264	12,820	14,591	14,591	21,928	14,591	14,591	14,591	21,928	14,591	14,591	14,591	12,767	14,591	12,767	12,767	12,767	12,767	12,767	12,767	12,767	25,541	182,362
<b>Subtotal</b>	<b>189,748</b>	<b>200,543</b>	<b>193,629</b>	<b>220,369</b>	<b>220,369</b>	<b>331,185</b>	<b>220,369</b>	<b>220,369</b>	<b>220,369</b>	<b>331,185</b>	<b>220,369</b>	<b>220,369</b>	<b>220,369</b>	<b>192,823</b>	<b>220,369</b>	<b>192,823</b>	<b>192,823</b>	<b>192,823</b>	<b>192,823</b>	<b>192,823</b>	<b>192,823</b>	<b>192,823</b>	<b>385,764</b>	<b>2,760,817</b>
Medical Ins	22,305	32,738	32,738	32,738	32,738	32,738	32,738	32,738	32,738	32,738	32,738	32,738	32,738	32,738	32,738	32,738	32,738	32,738	32,738	32,738	32,738	32,738	32,739	382,421
Ancillary (dent,visn,life)	3,913	4,375	4,375	4,375	4,375	4,375	4,375	4,375	4,375	4,375	4,375	4,375	4,375	4,375	4,375	4,375	4,375	4,375	4,375	4,375	4,375	4,375	4,375	52,041
Retirement	14,605	17,535	17,535	19,296	19,296	26,631	19,296	19,296	19,296	26,631	19,296	19,296	19,296	17,462	19,296	17,462	17,462	17,462	17,462	17,462	17,462	17,462	30,298	236,172
<b>Subtotal</b>	<b>40,823</b>	<b>54,648</b>	<b>54,648</b>	<b>56,409</b>	<b>56,409</b>	<b>63,744</b>	<b>56,409</b>	<b>56,409</b>	<b>56,409</b>	<b>63,744</b>	<b>56,409</b>	<b>56,409</b>	<b>56,409</b>	<b>54,575</b>	<b>56,409</b>	<b>54,575</b>	<b>54,575</b>	<b>54,575</b>	<b>54,575</b>	<b>54,575</b>	<b>54,575</b>	<b>54,575</b>	<b>67,412</b>	<b>670,634</b>
Fuel	747	1,000	1,000	1,000	1,000	1,000	1,000	1,000	1,000	1,000	1,000	1,000	1,000	1,000	1,000	1,000	1,000	1,000	1,000	1,000	1,000	1,000	1,000	11,747
Rep & Maint (Auto)	345	500	500	500	500	500	500	500	500	500	500	500	500	500	500	500	500	500	500	500	500	500	500	5,845
License / Svc Contracts	-	500	500	500	500	500	500	500	500	500	500	500	500	500	500	500	500	500	500	500	500	500	500	20,000
Medical Exp	35	200	16,000	16,000	200	200	200	200	200	200	200	200	200	200	200	200	200	200	200	200	200	200	200	34,435
Ems Supplies	1,825	2,917	2,917	2,917	2,917	2,917	2,917	2,917	2,917	2,917	2,917	2,917	2,917	2,917	2,917	2,917	2,917	2,917	2,917	2,917	2,917	2,917	2,917	33,912
Uniforms/Fire Gear	5,304	6,000	5,000	5,000	6,000	5,000	6,000	6,000	6,000	5,000	6,000	6,000	6,000	5,000	6,000	5,000	5,000	5,000	5,000	5,000	5,000	5,000	18,000	77,304
Trav/Train (non-wage)	1,597	1,500	1,500	1,500	1,500	1,500	1,500	1,500	1,500	1,500	1,500	1,500	1,500	1,500	1,500	1,500	1,500	1,500	1,500	1,500	1,500	1,500	1,500	18,097
<b>Subtotal</b>	<b>9,853</b>	<b>12,617</b>	<b>27,417</b>	<b>41,917</b>	<b>12,617</b>	<b>11,617</b>	<b>11,617</b>	<b>11,617</b>	<b>12,617</b>	<b>11,617</b>	<b>11,617</b>	<b>11,617</b>	<b>11,617</b>	<b>11,817</b>	<b>12,617</b>	<b>11,817</b>	<b>11,817</b>	<b>11,817</b>	<b>11,817</b>	<b>11,817</b>	<b>11,817</b>	<b>11,817</b>	<b>24,817</b>	<b>201,340</b>
Auto & Liability Ins.	4,773	4,773	4,773	4,773	4,773	4,773	4,773	4,773	4,773	4,773	4,773	4,773	4,773	4,773	4,773	4,773	4,773	4,773	4,773	4,773	4,773	4,773	4,773	57,276
Prof Svc	2,125	3,083	3,083	3,083	3,083	3,083	3,083	3,083	3,083	3,083	3,083	3,083	3,083	3,083	3,083	3,083	3,083	3,083	3,083	3,083	3,083	3,083	3,083	36,038
Tech Svc	853	877	877	877	877	877	877	877	877	877	877	877	877	877	877	877	877	877	877	877	877	877	877	17,853
Office Exp/Equip Rent	3,168	1,250	1,250	1,250	1,250	1,250	1,250	1,250	1,250	1,250	1,250	1,250	1,250	1,250	1,250	1,250	1,250	1,250	1,250	1,250	1,250	1,250	1,250	16,918
Utilities	2,190	2,250	2,250	2,250	2,250	2,250	2,250	2,250	2,250	2,250	2,250	2,250	2,250	2,250	2,250	2,250	2,250	2,250	2,250	2,250	2,250	2,250	2,250	26,940
Rep & Maint (Facility)	101	200	200	200	200	200	200	200	200	200	200	200	200	200	200	200	200	200	200	200	200	200	200	2,301
Audit Costs	-	-	-	-	-	-	-	-	-	-	-	-	-	-	-	-	-	-	-	-	-	-	-	11,000
Other (Unemp./Conting)	95	-	-	-	-	-	-	-	-	-	-	-	-	-	-	-	-	-	-	-	-	-	-	52,095
<b>Subtotal</b>	<b>13,305</b>	<b>12,433</b>	<b>12,433</b>	<b>12,433</b>	<b>23,433</b>	<b>12,433</b>	<b>15,556</b>	<b>12,433</b>	<b>12,433</b>	<b>12,433</b>	<b>12,433</b>	<b>15,556</b>	<b>12,433</b>	<b>12,433</b>	<b>12,433</b>	<b>12,433</b>	<b>12,433</b>	<b>12,433</b>	<b>12,433</b>	<b>12,433</b>	<b>12,433</b>	<b>12,433</b>	<b>66,556</b>	<b>220,421</b>
Equipment Dep.	3,523	3,523	3,523	3,523	3,523	3,523	3,523	3,523	3,523	3,523	3,523	3,523	3,523	3,523	3,523	3,523	3,523	3,523	3,523	3,523	3,523	3,523	3,523	42,276
<b>Total</b>	<b>257,252</b>	<b>283,764</b>	<b>291,651</b>	<b>334,651</b>	<b>316,351</b>	<b>422,502</b>	<b>307,474</b>	<b>305,351</b>	<b>305,351</b>	<b>422,502</b>	<b>307,474</b>	<b>305,351</b>	<b>305,351</b>	<b>274,971</b>	<b>305,351</b>	<b>274,971</b>	<b>275,171</b>	<b>275,171</b>	<b>275,171</b>	<b>275,171</b>	<b>275,171</b>	<b>275,171</b>	<b>548,073</b>	<b>3,895,487</b>
<b>Cumulative Expenses</b>	<b>257,252</b>	<b>541,017</b>	<b>832,667</b>	<b>1,167,318</b>	<b>1,483,669</b>	<b>1,906,170</b>	<b>2,213,644</b>	<b>2,518,995</b>	<b>2,793,966</b>	<b>3,069,137</b>	<b>3,347,415</b>	<b>3,634,826</b>	<b>3,940,177</b>	<b>4,215,348</b>	<b>4,518,343</b>	<b>4,813,514</b>	<b>5,108,685</b>	<b>5,403,856</b>	<b>5,699,027</b>	<b>6,004,198</b>	<b>6,309,369</b>	<b>6,614,540</b>	<b>6,919,711</b>	<b>7,224,882</b>



Jefferson County Emergency Services Agency Monthly Expense Budget - FY2022 (July 2021 - June 2022)

Through July

Fund: Amb. Fee

Expenses	Jul		Aug		Sep		Oct		Nov		Dec		Jan		Feb		Mar		Apr		May		Jun		Total		
	2	7%	2	7%	2	7%	2	8%	2	8%	3	12%	2	8%	2	8%	2	7%	2	7%	2	7%	2	14%	3	26	
Actual	22,279	23,530	22,760	26,011	26,011	26,011	39,017	26,011	11,920	13,702	20,553	5,881	3,893	3,937	3,406	3,445	52,030	59,463	89,825	59,463	52,030	52,030	52,030	104,178	104,178	760,720	
Forecast	22,461	15,477	10,430	11,920	11,920	11,920	18,427	11,920	11,920	13,702	20,553	5,881	3,893	3,937	3,406	3,445	10,430	11,989	11,989	11,989	11,989	11,989	11,989	24,081	24,081	168,766	
Forecast	9,378	11,989	11,989	13,702	13,702	13,702	20,553	13,702	13,702	13,702	20,553	5,881	3,893	3,937	3,406	3,445	10,430	11,989	11,989	11,989	11,989	11,989	11,989	24,081	24,081	168,766	
Forecast	3,787	3,845	3,406	3,893	3,893	3,893	5,881	3,893	3,893	3,893	5,881	3,893	3,893	3,937	3,406	3,445	3,406	3,406	3,406	3,406	3,406	3,406	3,406	6,821	6,821	49,532	
Forecast	4,113	3,888	3,445	3,937	3,937	3,937	5,947	3,937	3,937	3,937	5,947	3,937	3,937	3,937	3,445	3,445	3,445	3,445	3,445	3,445	3,445	3,445	3,445	6,898	6,898	50,374	
<b>Subtotal</b>	<b>62,018</b>	<b>58,729</b>	<b>52,030</b>	<b>59,463</b>	<b>59,463</b>	<b>59,463</b>	<b>89,825</b>	<b>59,463</b>	<b>59,463</b>	<b>59,463</b>	<b>89,825</b>	<b>59,463</b>	<b>59,463</b>	<b>59,463</b>	<b>52,030</b>	<b>52,030</b>	<b>52,030</b>	<b>52,030</b>	<b>52,030</b>	<b>52,030</b>	<b>52,030</b>	<b>52,030</b>	<b>52,030</b>	<b>104,178</b>	<b>104,178</b>	<b>760,720</b>	
Hosp	4,270	6,417	6,417	6,417	6,417	6,417	6,417	6,417	6,417	6,417	6,417	6,417	6,417	6,417	6,417	6,417	6,417	6,417	6,417	6,417	6,417	6,417	6,417	6,418	6,418	74,854	
Life	633	833	833	833	833	833	833	833	833	833	833	833	833	833	833	833	833	833	833	833	833	833	833	833	833	833	9,800
Retirement	3,084	4,625	4,625	4,625	4,625	4,625	4,625	4,625	4,625	4,625	4,625	4,625	4,625	4,625	4,625	4,625	4,625	4,625	4,625	4,625	4,625	4,625	4,625	4,625	4,625	4,625	53,960
<b>Subtotal</b>	<b>7,987</b>	<b>11,875</b>	<b>11,875</b>	<b>11,875</b>	<b>11,875</b>	<b>11,875</b>	<b>11,875</b>	<b>11,875</b>	<b>11,875</b>	<b>11,875</b>	<b>11,875</b>	<b>11,875</b>	<b>11,875</b>	<b>11,875</b>	<b>11,875</b>	<b>11,875</b>	<b>11,875</b>	<b>11,875</b>	<b>11,875</b>	<b>11,875</b>	<b>11,875</b>	<b>11,875</b>	<b>11,875</b>	<b>11,876</b>	<b>11,876</b>	<b>138,614</b>	
Fuel	-	-	-	-	-	-	-	-	-	-	-	-	-	-	-	-	-	-	-	-	-	-	-	-	-	-	-
Rep & Maint (Auto)	-	-	-	-	-	-	-	-	-	-	-	-	-	-	-	-	-	-	-	-	-	-	-	-	-	-	-
License / Svc Contracts	-	-	-	-	-	-	-	-	-	-	-	-	-	-	-	-	-	-	-	-	-	-	-	-	-	-	-
Medical Exp	-	-	-	-	-	-	-	-	-	-	-	-	-	-	-	-	-	-	-	-	-	-	-	-	-	-	-
Ems Supplies	-	-	-	-	-	-	-	-	-	-	-	-	-	-	-	-	-	-	-	-	-	-	-	-	-	-	-
Uniforms/Fire Gear	-	-	-	-	-	-	-	-	-	-	-	-	-	-	-	-	-	-	-	-	-	-	-	-	-	-	-
Trav/Train (non-wage)	-	-	-	-	-	-	-	-	-	-	-	-	-	-	-	-	-	-	-	-	-	-	-	-	-	-	-
<b>Subtotal</b>	<b>-</b>	<b>-</b>	<b>-</b>	<b>-</b>	<b>-</b>	<b>-</b>	<b>-</b>	<b>-</b>	<b>-</b>	<b>-</b>	<b>-</b>	<b>-</b>	<b>-</b>	<b>-</b>	<b>-</b>	<b>-</b>	<b>-</b>	<b>-</b>	<b>-</b>	<b>-</b>	<b>-</b>	<b>-</b>	<b>-</b>	<b>-</b>	<b>-</b>	<b>-</b>	
Auto & Liability Ins.	1,193	1,193	1,193	1,193	1,193	1,193	1,193	1,193	1,193	1,193	1,193	1,193	1,193	1,193	1,193	1,193	1,193	1,193	1,193	1,193	1,193	1,193	1,193	1,193	1,193	1,193	14,316
Prof Svc	-	-	-	-	-	-	-	-	-	-	-	-	-	-	-	-	-	-	-	-	-	-	-	-	-	-	-
Tech Svc	-	-	-	-	-	-	-	-	-	-	-	-	-	-	-	-	-	-	-	-	-	-	-	-	-	-	-
Office Exp/Equip Rent	-	-	-	-	-	-	-	-	-	-	-	-	-	-	-	-	-	-	-	-	-	-	-	-	-	-	-
Utilities	-	-	-	-	-	-	-	-	-	-	-	-	-	-	-	-	-	-	-	-	-	-	-	-	-	-	-
Rep & Maint (Facility)	-	-	-	-	-	-	-	-	-	-	-	-	-	-	-	-	-	-	-	-	-	-	-	-	-	-	-
Audit Costs	-	-	-	-	-	-	-	-	-	-	-	-	-	-	-	-	-	-	-	-	-	-	-	-	-	-	-
Other (Cars/Gear)	-	-	-	-	-	-	-	-	-	-	-	-	-	-	-	-	-	-	-	-	-	-	-	-	-	-	-
<b>Subtotal</b>	<b>1,193</b>	<b>1,193</b>	<b>1,193</b>	<b>1,193</b>	<b>1,193</b>	<b>1,193</b>	<b>1,193</b>	<b>1,193</b>	<b>1,193</b>	<b>1,193</b>	<b>1,193</b>	<b>1,193</b>	<b>1,193</b>	<b>1,193</b>	<b>1,193</b>	<b>1,193</b>	<b>1,193</b>	<b>1,193</b>	<b>1,193</b>	<b>1,193</b>	<b>1,193</b>	<b>1,193</b>	<b>1,193</b>	<b>1,193</b>	<b>1,193</b>	<b>14,316</b>	
Equipment Dep.	-	-	-	-	-	-	-	-	-	-	-	-	-	-	-	-	-	-	-	-	-	-	-	-	-	-	-
<b>Total</b>	<b>71,198</b>	<b>71,798</b>	<b>65,098</b>	<b>72,531</b>	<b>72,531</b>	<b>72,531</b>	<b>102,893</b>	<b>72,531</b>	<b>72,531</b>	<b>72,531</b>	<b>102,893</b>	<b>72,531</b>	<b>72,531</b>	<b>72,531</b>	<b>65,098</b>	<b>65,098</b>	<b>65,098</b>	<b>65,098</b>	<b>65,098</b>	<b>65,098</b>	<b>65,098</b>	<b>65,098</b>	<b>65,098</b>	<b>117,247</b>	<b>117,247</b>	<b>913,649</b>	
<b>Cumulative Expenses</b>	<b>71,198</b>	<b>142,996</b>	<b>208,093</b>	<b>280,624</b>	<b>353,155</b>	<b>456,048</b>	<b>528,578</b>	<b>601,109</b>	<b>666,207</b>	<b>731,305</b>	<b>796,403</b>	<b>866,498</b>	<b>931,498</b>	<b>1,000,029</b>	<b>1,065,127</b>	<b>1,129,225</b>	<b>1,192,323</b>	<b>1,253,421</b>	<b>1,312,519</b>	<b>1,370,617</b>	<b>1,427,715</b>	<b>1,483,813</b>	<b>1,538,911</b>	<b>1,593,009</b>	<b>1,646,107</b>	<b>1,698,205</b>	

FisYr 2022

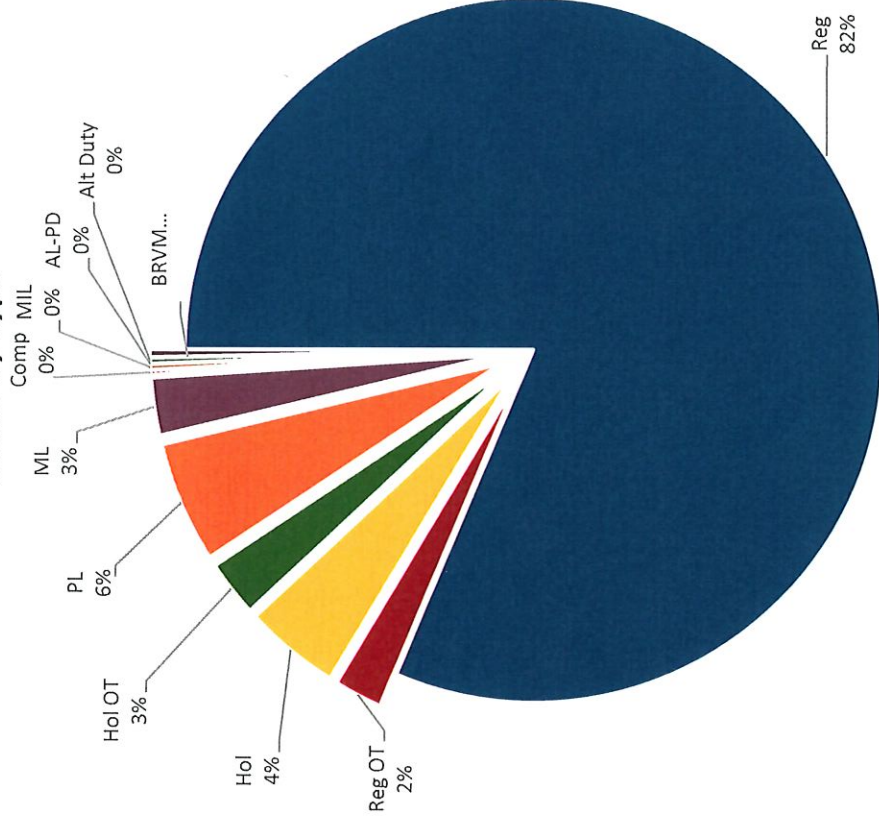
PayMo. 7

Pay Type	Hours
Reg	10,514
Reg OT	292
Hol	572
Hol OT	336
PL	720
ML	341
Comp	25
MIL	32
AL-PD	-
Alt Duty	35
BRVMT	-
UL	44

Total:	12,911
OT/Total:	2.3%

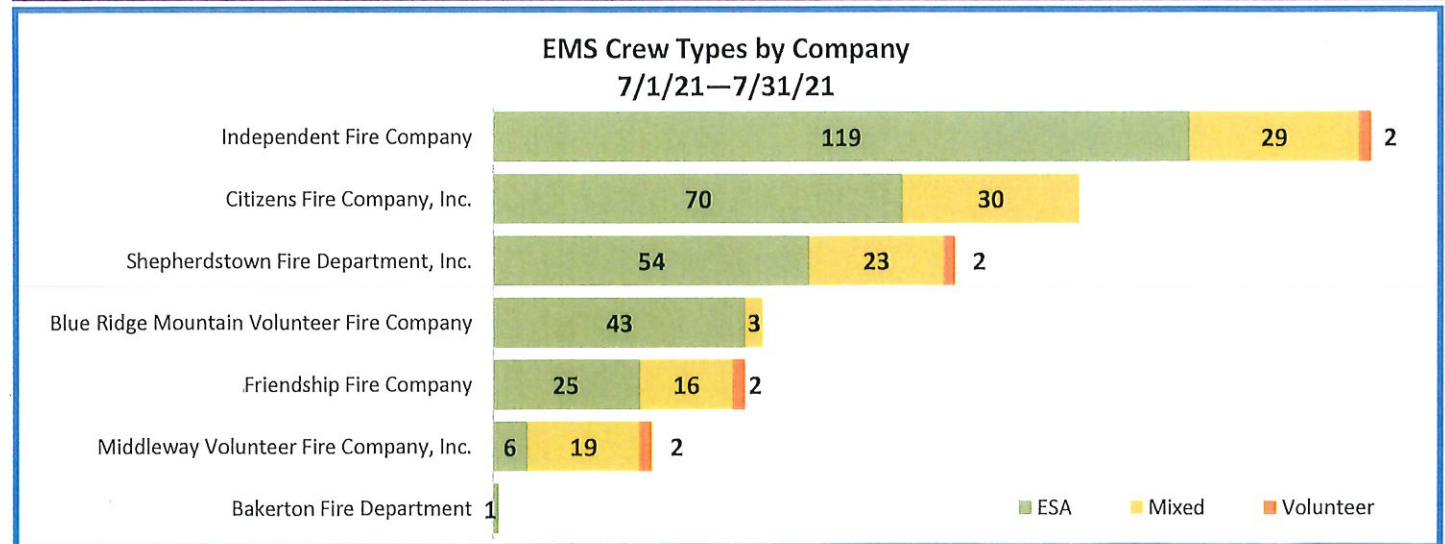
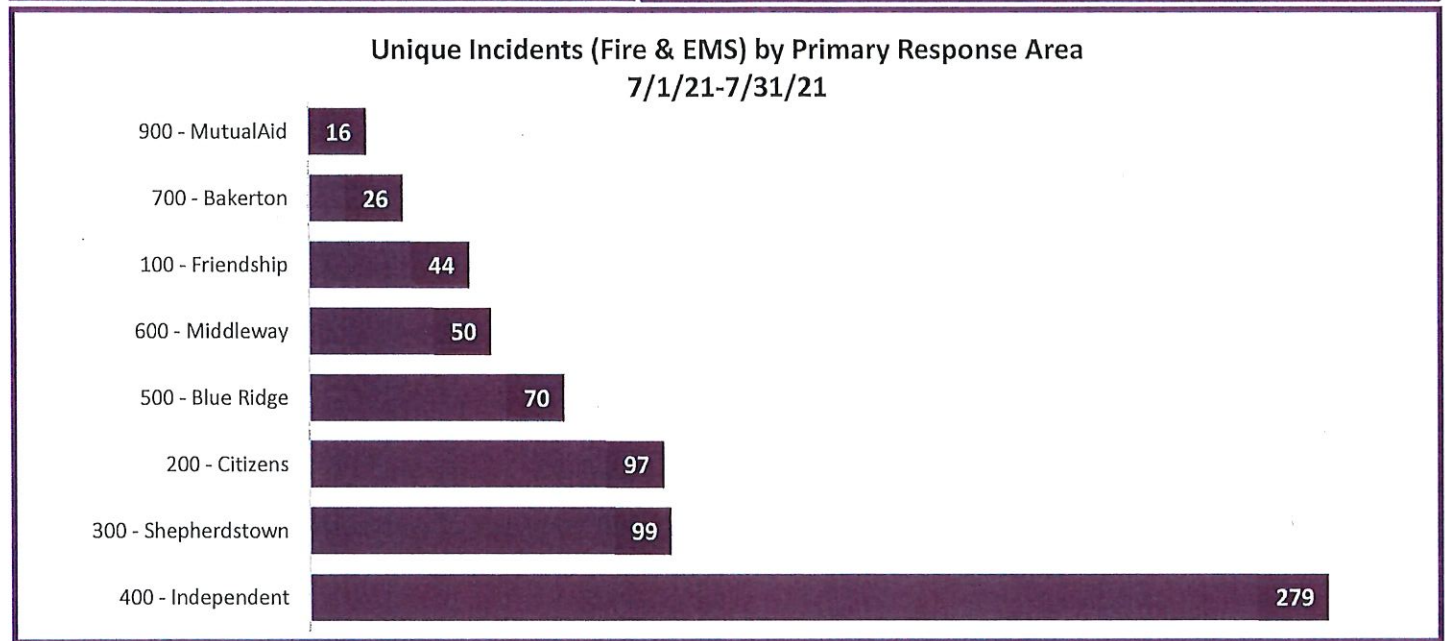
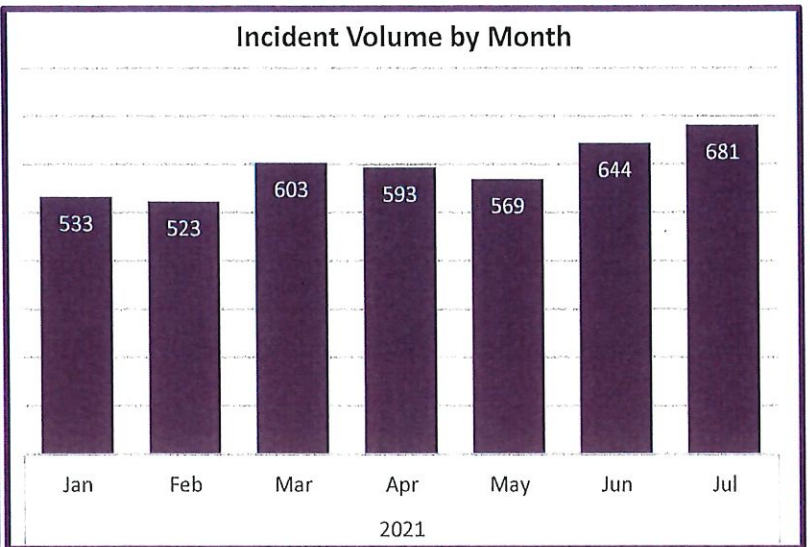
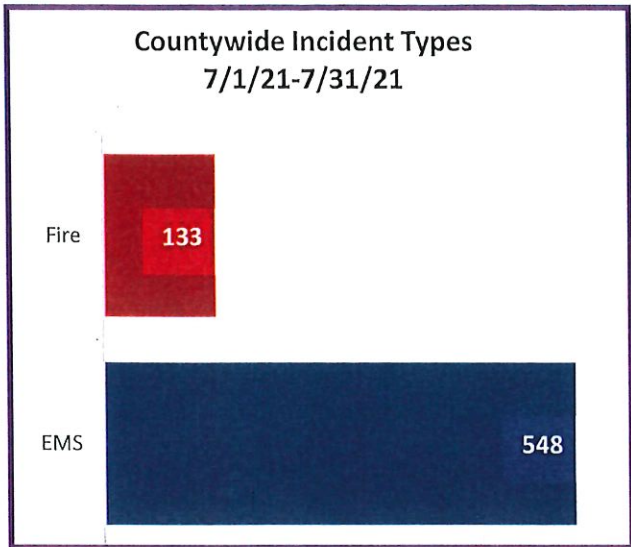
Worked:	10,806
OT/Worked:	2.7%

### Hours by Type



### Definitions

Reg	Regular worked hours (Straight time)
Reg OT	Regular worked OT (1.5x Reg rate)
Hol	Holiday (8hrs at Reg. rate per emp., per Holiday OT (8hrs at OT rate per emp., per holiday, if they worked it)
Hol OT	Holiday OT (8hrs at OT rate per emp., per holiday, if they worked it)
PL	Personal Leave
ML	Medical Leave
Comp	Comp Time used
MIL	Military Leave
AL-PD	Paid Admin Leave (incl. COVID leave)
Alt Duty	Alternative Duty
BRVMT	Bereavement
UL	Unpaid Leave



# SIGN-IN SHEET

## BOARD MEETING OF THE JCESA

Type of Meeting: Regular Special

Meeting Date: AUGUST 17, 2021

Location: JCESA , 419 Sixteenth Ave, Ranson, WV 25438

Time: 7:00 p.m

**Board Members:** ( Please Print )

- |                          |                            |                      |
|--------------------------|----------------------------|----------------------|
| 1- <u>STEVE HARRIS</u>   | 2- <u>Debbie Lancaster</u> | 3- <u>N. Cochran</u> |
| 4- <u>ANTHONY TREGOR</u> | 5- <u>Russ L Murray</u>    | 6- _____             |
| 7- <u>Jacob Harris</u>   | 8- <u>Carrie Longoria</u>  | 9- _____             |
| 10- <u>BOB FAAS</u>      | 11- <u>Dr. Threse</u>      | 12- _____            |

*\*Present via live stream WebEx and/or phone*

**OTHERS:** Please sign below for the record of attendance. If you want to speak at the public comment section, please mark where indicated. *\*(Limit 5 minutes per person) \*\* Note:* Not all meetings will have public comments per the - WV Open Meetings Act.

Name: ( Please Print )	Representing	Would Like to Speak	
		YES	NO
1- <u>Mike Mood</u>	<u>MVFC</u>	_____	_____
2- <del>Jacob Harris</del>	_____	_____	_____
3- <u>Sara Considine</u>	<u>JCESA</u>	_____	_____
4- <u>BOB BURDER</u>	<u>JCESA</u>	_____	_____
5- <u>MARSHALL DEMENT</u>	<u>SFD</u>	✓	_____
6- <u>Craig Horn</u>	<u>JCESA</u>	_____	_____
7- _____	_____	_____	_____
8- _____	_____	_____	_____
9- _____	_____	_____	_____
10- _____	_____	_____	_____
11- _____	_____	_____	_____