

Jefferson County Emergency Services Agency



**Board Meeting
February 15, 2022
7:00 pm**



JEFFERSON COUNTY EMERGENCY SERVICES AGENCY

419 Sixteenth Avenue ■ Ranson, WV 25438

Tel: 304-728-3287 ■ Fax: 304-728-6221 ■ jcesa.org

AGENDA

February 15, 2022

The February meeting of the Jefferson County Emergency Services Agency (JCESA) Board will be held at 7:00 p.m. on Tuesday, February 15, 2022, at 419 Sixteenth Avenue, Ranson, West Virginia 25438.

ROLL CALL *Sign in Sheet*

CALL TO ORDER – *Chairman Simpson*

PLEDGE OF ALLEGIANCE

PUBLIC COMMENT (**Limit 5 minutes per person**)

APPROVAL OF MINUTES

- December 21, 2021 – Regular Meeting Minutes
- December 21, 2021 – Ambulance Fee Hearing Meeting Minutes
- January 18, 2022 - Regular Meeting Minutes – None (*CANCELLED*)

TREASURER'S REPORT - *Steve Harris / Burner*

CHAIRMAN'S REPORT – *None*

IAFF Local 5351 REPORT – *Mike Sine*

JCFRA REPORT - *Morgan*

DIRECTOR'S REPORT - *Burner*

1. ESA FY23 Budget Request revised after the December meeting. Submitted to Commission and forwarded to ESA Board and JCFRA members via e-mail.
2. COVID workforce impact.
3. FY21 Auditor's Report
4. ESA office closed Monday, February 21st in observance of President's Day.

UNFINISHED BUSINESS

1. Volunteer Fire Departments' FY23 Budget Request

NEW BUSINESS

1. Volunteer Fire Departments' Financials - *Jackson*

ADJOURNMENT

Members of the public are invited to attend the meeting. JCESA is handicapped accessible. Members of the public having any questions about the meeting may contact JCESA at 304-728-3287 during normal business hours.

It's About Saving Lives

*JCESA is an equal opportunity emergency service provider,
Employer, and community partner of Jefferson County, WV.*



JEFFERSON COUNTY EMERGENCY SERVICES AGENCY

419 Sixteenth Avenue ■ Ranson, WV 25438

Tel: 304-728-3287 ■ Fax: 304-728-6221 ■ jcesa.org

Meeting Minutes December 21, 2021

The December regular meeting of the Jefferson County Emergency Services Agency (JCESA) Board was held on Tuesday, December 21, 2021, at the JCESA office.

ROLL CALL

Member	Present	Member	Present
Craig Simpson	Yes	Debbie Lancaster	Yes
Tricia Jackson	Yes	Tony Troxel	Yes
Nathan Cochran	Yes*	Bob Burner	Yes
Dr. Marney Treese	Yes*	Jacob Harris	Yes
Joshua Stillwell	Yes	Steve Harris	Yes
<i>*Present via Zoom</i>		Ross Morgan	Yes

CALL TO ORDER

The meeting was called to order at 7:00 p.m. by Vice-Chairman Troxel, with a confirmed quorum.

PLEDGE OF ALLEGIANCE

PUBLIC COMMENT

- JCESA Chaplain John Bethard thanked the ESA Board for their continued support directed towards mental health as a priority.

APPROVAL OF MINUTES

- **Motion** by S. Harris, 2nd by Jackson to approve the November 16, 2021, Regular meeting minutes as submitted - carried unanimously on voice vote.

TREASURER'S REPORT

- S. Harris reported on accounts and expenses through November of 2021.
 - **Motion** by Jackson, 2nd by Simpson to approve - carried unanimously on voice vote.

CHAIRMAN'S REPORT – None

IAFF LOCAL 5351 REPORT

- Local 5351 Update – Mike Sine, President reported that they are still working on obtaining their business license.

It's About Saving Lives

*JCESA is an equal opportunity emergency service provider,
Employer, and community partner of Jefferson County WV.*

JEFFERSON COUNTY EMERGENCY SERVICES AGENCY

Page 2

JCFRA REPORT – Chief Morgan

1. The JCFRA believes the priority for any additional positions approved in the FY23 should be staffing stations not currently staffed by JCESA rather than creating a float position and adding resources to Sta 4 as listed in the budget request draft.
2. Daniel Turner will be offering county volunteer training mid-January at one of the dorms at S.U. - open to those in Jefferson Co. that would like to attend.
3. Morgan provided a report to each Board member outlining the projected expenses of the volunteer fire companies for the Board to consider in developing the FY23 budget request for the volunteer fire companies.
 - o **Motion** by Simpson, 2nd by J. Harris to table action on the FY23 budget request for the volunteer companies until the next meeting to allow the Board time to review report before moving forward - Carried unanimously on voice vote.
4. There was discussion about other information that might be helpful, such as apparatus lists. Burner noted that the volunteer departments provide additional documentation to the ESA, as required by the county finance director, for the release of the current budget year's allocated funds. The ESA Office Manager verifies that all documents are present and then delivers them to the finance officer. Burner asked if the Board would like to receive these financial packets as they come into the ESA and the consensus was affirmative. Lancaster/Burner will forward this year's submissions via email to all ESA Board members.

DIRECTOR'S REPORT – Burner

1. Check donation presentation Dec 16th to BCA – Cumberland Valley – \$2,018.02 from the sale of Breast Cancer Awareness T-Shirts.
2. FY23 Budget Proposal draft was reviewed. Jackson encouraged Burner to increase the request for 5 positions to a number that represents the actual need. Burner confirmed that more than 5 are needed and the draft request included only 5 in consideration of the limited financial resources available.
 - **Motion** by Simpson, 2nd by J. Harris to approve the FY23 Budget as presented except for increasing the number of positions requested at the Director's discretion – carried unanimously on voice vote.
3. ESA office will be closed for the holidays Dec 23rd & 24th and Dec 30th & 31st.

UNFINISHED BUSINESS

1. Building Update – Blue Ridge Mountain Volunteer Fire Company 5 – *Chief Cogle*
 - Currently waiting on structural engineer for pricing on plans for the new addition. Key's Gap Station building size will be 81' x 22', 4-bunk rooms, office, and laundry room. (*copies of floor plan provided to Board members*)
 - Cogle has been working with Sheriff Hansen about getting a carport or garage put into place at the Public Safety building to help keep the ESA chase car cleared from snow and ice during the winter months. Since JCISO owns the building, Sheriff Hansen is working with Planning Zoning office.

It's About Saving Lives

*JCESA is an equal opportunity emergency service provider,
Employer, and community partner of Jefferson County, WV.*

JEFFERSON COUNTY EMERGENCY SERVICES AGENCY

Page 3

2. ESA's Role and Responsibilities as a Fire Board (Article 17 & SB 224)
 - Jackson recommends this be removed as a standing agenda item, noting the Board has a good understanding of duties at this point in time.

NEW BUSINESS

1. Acceptance of Chairman Faas resignation
 - Motion by S. Harris, 2nd by J. Harris to accept Chairman Faas resignation as presented – carried unanimously on voice vote.
2. Election of Chairman
 - Nominations for Simpson, by J. Harris, and Troxel, by Stillwell.
 - **Motion** by S. Harris, 2nd by J. Harris to close nominations – carried unanimously on voice vote.
 - By voice vote, with 5 for Simpson and 1 for Troxel, Simpson is elected Chairman.
3. Community Emergency Notification System – *S. Harris*
 - S. Harris shared concerns regarding the need for emergency notification system to alert citizens when there is an emergency, such as an impending closure of Mission Road – the only route of egress for a large number of people. A system to alert through cell and residential phones, local radio, tv cable stations, giving citizens a chance to safely and quickly get to safety. He plans to explore the issue and will share updates with the Board

ADJOURNMENT

- **Motion** to adjourn by Jackson, 2nd by Stillwell – carried unanimously on voice vote. Meeting adjourned at 7:54 p.m.

Respectfully submitted by Debbie Lancaster, Secretary.

Approved – Craig Simpson, JCESA Chairman

Date

It's About Saving Lives

*JCESA is an equal opportunity emergency service provider,
Employer, and community partner of Jefferson County, WV.*



JEFFERSON COUNTY EMERGENCY SERVICES AGENCY

419 Sixteenth Avenue ■ Ranson, WV 25438

Tel: 304-728-3287 ■ Fax: 304-728-6221 ■ jcesa.org

Meeting Minutes December 21, 2021 AMBULANCE FEE HEARING

The annual hearing for the Ambulance Fee Ordinance was held at 6:30 p.m. on Tuesday December 21, 2021, at the JCESA office.

ROLL CALL

Member	Present	Member	Present
Craig Simpson	Yes	Debbie Lancaster	Yes
Tricia Jackson	Yes	Tony Troxel	Yes
Nathan Cochran	No	Bob Burner	Yes
Dr. Marney Treese	Yes*	Jacob Harris	Yes
Joshua Stillwell	Yes	Steve Harris	Yes
(*) Present via Zoom		Ross Morgan	Yes

CALL TO ORDER

The meeting was called to order at 6:34 p.m. by Vice-Chairman Troxel, with a confirmed quorum.

PLEDGE OF ALLEGIANCE

PRESENTATION

- Director Burner presented the JCESA FY23 budget request draft (Exhibit A), and answered questions from Board members.

PUBLIC COMMENT - None

ADJOURNMENT

- Motion to adjourn by Simpson, 2nd by Stillwell - Motion carries unanimously on voice vote. Meeting adjourned at 6:59 p.m.

Respectfully submitted by Debbie Lancaster, Secretary.

Approved – Craig Simpson, JCESA Chairman

Date

It's About Saving Lives

*JCESA is an equal opportunity emergency service provider,
Employer, and community partner of Jefferson County, WV.*

Income	Expenses	Full-Year Allocation	YTD Spend	Full-Year Forecast	Variance
JCC - Gen. Fund \$ 3,019,138	Full-time wages \$ 1,162,124	\$ 2,279,060	\$ 1,162,124	\$ 2,270,089	\$ 8,971
JCC - Amb. Fee \$ 915,360	Part-time wages \$ 85,683	\$ 160,560	\$ 85,683	\$ 152,348	\$ 8,212
TB Assn. \$ 3,514	Overtime* \$ 54,406	\$ 147,275	\$ 54,406	\$ 138,433	\$ 8,842
CARES/ARPA \$ 137,815	WC & payroll tax \$ 177,542	\$ 380,874	\$ 177,542	\$ 374,024	\$ 6,850
Sale of assets \$ 0	Fringe \$ 300,798	\$ 655,880	\$ 300,798	\$ 648,636	\$ 7,244
Other \$ 4,555	All other expenses \$ 199,857	\$ 452,178	\$ 199,857	\$ 440,037	\$ 12,141
Some income (i.e., dedicated grants) may not be reflected here.	Total	\$ 4,075,827	\$ 1,980,410	\$ 4,023,566	\$ 52,262

*Includes Holiday pay paid at OT rate, which is not 'worked hours'


Bank Account Balances

as of: December 31, 2021


General	\$ 395,181
Payroll	\$ 125,888
Amb. Fee	\$ 309,727
Mortgage	\$ 142,095

Annual mortgage cost of \$81K not included in expenses as it is covered through impact fee budget.

YTD Spending - by Category



WE ARE HERE



49% of fiscal year complete based on 12.7 out of 26 pay periods finalized.

Jefferson County Emergency Services Agency Monthly Expense Budget - FY2022 (July 2021 - June 2022)

Through December

Fund: COMBINED

Expenses	Jul	Aug	Sep	Oct	Nov	Dec	Jan	Feb	Mar	Apr	May	Jun	Total
	1.7	2	2	2	2	3	2	2	2	2	2	3.3	26
Actual	132,757	265,878	168,157	161,918	160,987	272,427	185,988	167,987	160,987	160,987	160,987	271,028	2,270,089
Forecast													
Full Time	22,461	16,255	12,693	12,204	9,305	12,765	13,027	11,920	21,174	10,430	10,430	20,859	152,348
Part Time	9,378	6,118	11,977	11,264	11,291	4,378	11,989	11,989	11,989	11,989	11,989	24,081	138,433
Overtime	13,005	13,005	13,005	13,914	13,914	13,914	16,849	15,323	13,853	14,640	14,640	25,205	181,266
Worker Comp	12,147	21,588	14,245	13,618	13,891	21,296	16,089	14,632	13,189	13,985	13,985	24,093	192,757
FICA/Med	189,748	322,844	220,077	212,918	209,388	324,780	243,942	221,850	200,019	212,030	212,030	365,266	2,934,893
Subtotal	22,305	28,862	28,062	29,676	6,245	29,688	32,738	32,738	32,738	32,738	32,738	32,739	341,265
Medical Ins	3,913	7,661	4,218	4,570	4,735	4,461	4,375	4,375	4,375	4,375	4,375	4,375	55,809
Ancillary (dent,visn,life)	14,605	28,142	18,330	18,184	18,082	29,060	20,788	18,897	18,163	18,163	18,163	30,986	251,561
Retirement	40,823	64,665	50,610	52,430	29,061	63,209	57,901	56,010	55,276	55,276	55,276	68,100	648,636
Subtotal	747	985	1,399	1,190	842	720	1,000	1,000	1,000	1,000	1,000	1,000	11,883
Fuel	345	614	815	842	201	141	500	500	500	500	500	500	5,958
Rep & Maint (Auto)	-	1,001	517	11,293	4,346	40	500	500	500	500	500	3,335	23,032
License / Svc Contracts	35	70	14,970	4,273	582	335	200	200	200	400	400	400	22,065
Medical Exp	1,825	-	5,734	6,938	113	(6,845)	2,917	2,917	2,917	2,917	2,917	2,917	25,267
Ems Supplies	3,555	4,420	2,668	6,201	12,661	378	5,000	6,000	5,000	5,000	6,000	18,000	74,883
Uniforms/Fire Gear	1,651	2,020	1,911	4,321	2,289	115	1,500	1,500	1,500	1,500	1,500	1,500	21,307
Trav/Train (non-wage)	8,158	9,110	28,014	35,058	21,034	(5,116)	11,617	12,617	11,617	11,817	12,817	27,652	184,395
Subtotal	4,773	4,773	4,773	5,049	5,049	5,049	4,840	4,840	4,840	4,840	4,840	4,840	58,506
Auto & Liability Ins.	2,125	2,125	2,125	2,125	2,125	4,825	3,083	3,083	3,083	3,083	3,083	3,083	33,948
Prof Svc	853	1,357	1,062	1,629	1,658	2,184	4,597	1,468	1,468	1,468	3,575	3,591	24,910
Tech Svc	3,168	1,142	2,248	1,531	1,365	1,598	1,250	1,250	1,250	1,250	1,250	1,250	18,552
Office Exp/Equip Rent	2,190	2,755	2,245	2,180	1,782	4,173	2,250	2,250	2,250	2,250	2,250	2,250	28,825
Utilities	226	211	-	-	-	-	200	200	200	200	200	200	1,637
Rep & Maint (Facility)	-	-	-	1,893	-	-	-	-	-	-	-	-	1,893
Audit Costs	95	-	-	-	-	-	-	-	-	-	-	-	45,095
Other (Unemp./Conting	13,430	12,363	12,453	14,407	11,979	17,829	16,220	13,091	13,091	13,091	15,198	60,214	213,366
Subtotal	3,523	3,523	3,523	3,523	3,523	3,523	3,523	3,523	3,523	3,523	3,523	3,523	42,276
Equipment Dep.	255,682	412,505	314,677	318,336	274,985	404,225	333,203	307,092	283,526	295,737	298,844	524,755	4,023,566
Total	668,187	982,864	1,301,200	1,301,200	1,576,185	1,980,410	2,313,613	2,620,704	2,904,230	3,199,967	3,498,810	4,023,566	
Cumulative Expenses	255,682	668,187	982,864	1,301,200	1,576,185	1,980,410	2,313,613	2,620,704	2,904,230	3,199,967	3,498,810	4,023,566	

Jefferson County Emergency Services Agency

Monthly Expense Budget - FY2022 (July 2021 - June 2022)

Through December

Fund: GENERAL

Expenses	Jul	Aug	Sep	Oct	Nov	Dec	Jan	Feb	Mar	Apr	May	Jun	Total
	1.7	2	2	2	2	3	2	2	2	2	2	2	3.3
Full Time	110,478	228,496	126,188	114,327	143,093	241,790	161,953	147,193	139,813	139,813	139,813	238,071	1,931,028
Part Time	-	-	-	-	-	-	-	-	-	-	-	-	-
Overtime	-	-	-	-	-	-	-	-	-	-	-	-	-
Worker Comp	9,218	9,218	9,218	9,462	9,462	9,462	13,151	11,952	11,353	11,353	11,353	19,331	134,533
FICA/Med	8,034	17,062	9,193	8,303	10,947	17,744	12,349	11,223	10,661	10,661	10,661	18,153	144,990
Subtotal	127,730	254,776	144,599	132,092	163,502	268,996	187,452	170,369	161,827	161,827	161,827	275,556	2,210,551
Hosp	18,035	24,632	22,168	24,430	3,522	25,822	26,321	26,321	26,321	26,321	26,321	26,321	276,535
Life	3,280	6,840	3,164	3,336	4,045	3,870	3,542	3,542	3,542	3,542	3,542	3,542	45,787
Retirement	11,521	23,582	12,666	12,004	15,025	25,389	17,005	15,455	14,680	14,680	14,680	24,998	201,685
Subtotal	32,836	55,054	37,998	39,770	22,592	55,081	46,868	45,318	44,543	44,543	44,543	54,861	524,007
Fuel	747	985	1,399	1,190	842	720	1,000	1,000	1,000	1,000	1,000	1,000	11,883
Rep & Maint (Auto)	345	614	815	842	201	141	500	500	500	500	500	500	5,958
License / Svc Contracts	1,001	517	11,293	4,346	40	40	500	500	500	500	500	3,335	23,032
Medical Exp	35	70	14,970	4,273	582	335	200	200	200	200	400	400	22,065
Ems Supplies	1,825	-	5,734	6,938	113	(6,845)	2,917	2,917	2,917	2,917	2,917	2,917	25,267
Uniforms/Fire Gear	3,555	4,420	2,668	6,201	12,661	378	5,000	6,000	5,000	5,000	6,000	18,000	74,883
Trav/Train (non-wage)	1,651	2,020	1,911	4,321	2,289	115	1,500	1,500	1,500	1,500	1,500	1,500	21,307
Subtotal	8,158	9,110	28,014	35,058	21,034	(5,116)	11,617	12,617	11,617	11,817	12,817	27,652	184,395
Auto & Liability Ins.	3,580	3,580	3,580	3,789	3,789	3,789	3,580	3,580	3,580	3,580	3,580	3,580	43,587
Prof Svc	2,125	2,125	2,125	2,125	2,125	4,825	3,083	3,083	3,083	3,083	3,083	3,083	33,948
Tech Svc	853	1,357	1,062	1,629	1,658	2,184	4,597	1,468	1,468	1,468	3,575	3,591	24,910
Office Exp/Equip Rent	3,168	1,142	2,248	1,531	1,365	1,598	1,250	1,250	1,250	1,250	1,250	1,250	18,552
Utilities	2,190	2,755	2,245	2,180	1,782	4,173	2,250	2,250	2,250	2,250	2,250	2,250	28,825
Rep & Maint (Facility)	226	211	-	-	-	-	200	200	200	200	200	200	1,637
Audit Costs	-	-	-	1,893	-	-	-	-	-	-	-	-	1,893
Other (Unemp./Conting)	95	-	-	-	-	-	-	-	-	-	-	45,000	45,095
Subtotal	12,237	11,170	11,260	13,147	10,719	16,569	14,960	11,831	11,831	11,831	13,938	58,954	198,447
Equipment Dep.	3,523	3,523	3,523	3,523	3,523	3,523	3,523	3,523	3,523	3,523	3,523	3,523	42,276
Total	184,484	333,633	225,394	223,590	221,369	339,053	264,421	243,658	233,341	233,541	236,648	420,545	3,159,677
Cumulative Expenses	184,484	518,117	743,511	967,101	1,188,471	1,527,523	1,791,944	2,035,602	2,268,943	2,502,483	2,739,131	3,159,677	

Jefferson County Emergency Services Agency Monthly Expense Budget - FY2022 (July 2021 - June 2022)

Through December

Fund: Amb. Fee

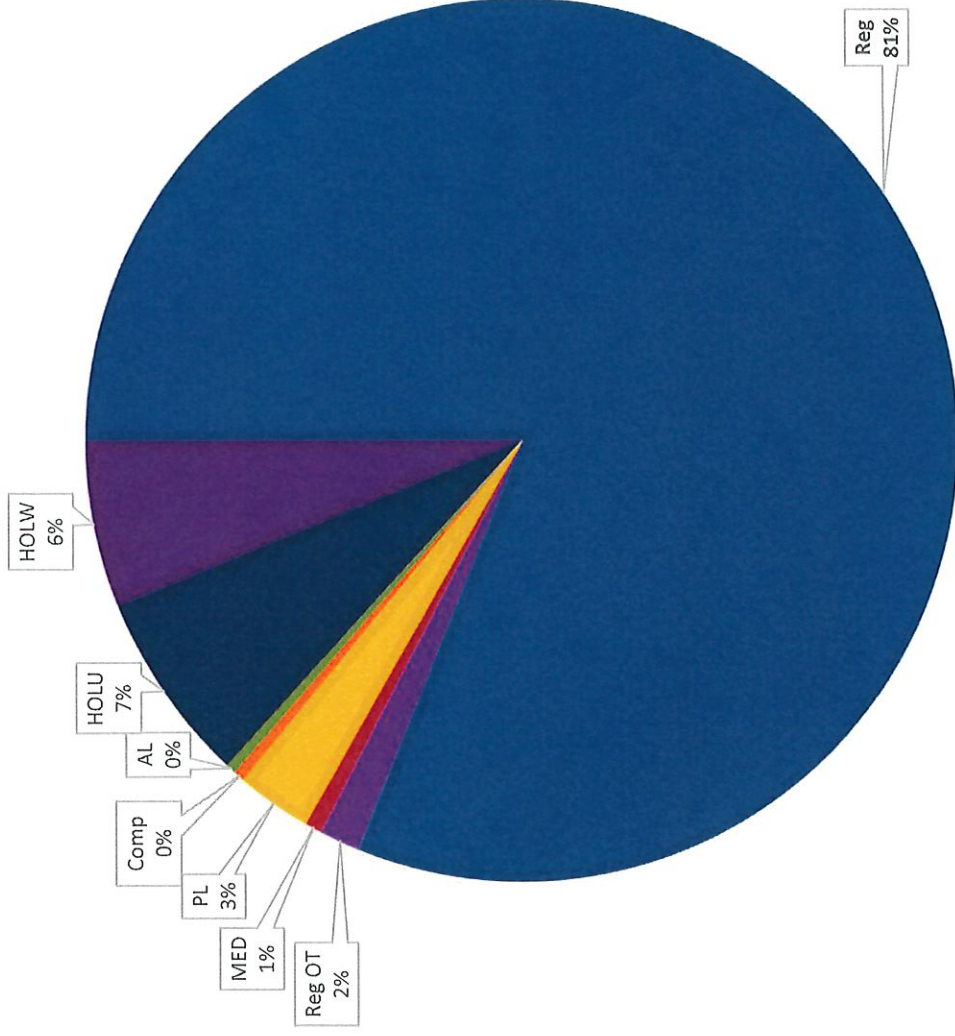
Expenses	Jul		Aug		Sep		Oct		Nov		Dec		Jan		Feb		Mar		Apr		May		Jun		Total			
	1.7	2	2	2	2	2	2	2	2	2	2	2	2	2	2	2	2	2	2	2	2	2	2	2	2	2	26	
Actual	22,279	37,382	41,969	47,591	47,591	17,894	30,637	24,035	20,794	21,174	21,174	21,174	21,174	21,174	21,174	21,174	21,174	21,174	21,174	21,174	21,174	21,174	21,174	21,174	21,174	32,957	339,060	
Forecast	-	-	-	-	-	-	-	-	-	-	-	-	-	-	-	-	-	-	-	-	-	-	-	-	-	-	-	-
Actual	22,461	16,255	12,693	12,204	12,204	9,305	12,765	13,027	11,920	11,989	11,989	11,989	11,989	11,989	11,989	11,989	11,989	11,989	11,989	11,989	11,989	11,989	11,989	11,989	11,989	20,859	152,348	
Forecast	-	-	-	-	-	-	-	-	-	-	-	-	-	-	-	-	-	-	-	-	-	-	-	-	-	-	-	-
Actual	9,378	6,118	11,977	11,264	11,264	11,291	4,378	11,989	11,989	11,989	11,989	11,989	11,989	11,989	11,989	11,989	11,989	11,989	11,989	11,989	11,989	11,989	11,989	11,989	11,989	24,081	138,433	
Forecast	-	-	-	-	-	-	-	-	-	-	-	-	-	-	-	-	-	-	-	-	-	-	-	-	-	-	-	-
Actual	3,787	3,787	3,787	4,452	4,452	4,452	4,452	3,698	3,371	2,501	3,287	3,287	3,287	3,287	3,287	3,287	3,287	3,287	3,287	3,287	3,287	3,287	3,287	3,287	3,287	5,873	46,734	
Forecast	-	-	-	-	-	-	-	-	-	-	-	-	-	-	-	-	-	-	-	-	-	-	-	-	-	-	-	-
Actual	4,113	4,526	5,052	5,315	5,315	2,944	3,552	3,740	3,409	2,529	3,324	3,324	3,324	3,324	3,324	3,324	3,324	3,324	3,324	3,324	3,324	3,324	3,324	3,324	3,324	5,940	47,767	
Forecast	-	-	-	-	-	-	-	-	-	-	-	-	-	-	-	-	-	-	-	-	-	-	-	-	-	-	-	-
Subtotal	62,018	68,068	75,478	80,826	80,826	45,886	55,784	56,490	51,482	38,192	50,204	50,204	50,204	50,204	50,204	50,204	50,204	50,204	50,204	50,204	50,204	50,204	50,204	50,204	50,204	89,710	724,341	
Hosp	4,270	4,230	5,894	5,246	5,246	2,723	3,866	6,417	6,417	6,417	6,417	6,417	6,417	6,417	6,417	6,417	6,417	6,417	6,417	6,417	6,417	6,417	6,417	6,417	6,417	6,418	64,730	
Life	633	821	1,054	1,234	1,234	689	591	833	833	833	833	833	833	833	833	833	833	833	833	833	833	833	833	833	833	833	833	10,022
Retirement	3,084	4,560	5,664	6,180	6,180	3,057	3,671	3,783	3,442	3,482	3,482	3,482	3,482	3,482	3,482	3,482	3,482	3,482	3,482	3,482	3,482	3,482	3,482	3,482	3,482	5,989	49,876	
Subtotal	7,987	9,611	12,612	12,660	12,660	6,469	8,128	11,033	10,692	10,732	10,732	10,732	10,732	10,732	10,732	10,732	10,732	10,732	10,732	10,732	10,732	10,732	10,732	10,732	10,732	13,240	124,628	
Fuel	-	-	-	-	-	-	-	-	-	-	-	-	-	-	-	-	-	-	-	-	-	-	-	-	-	-	-	-
Rep & Maint (Auto)	-	-	-	-	-	-	-	-	-	-	-	-	-	-	-	-	-	-	-	-	-	-	-	-	-	-	-	-
License / Svc Contracts	-	-	-	-	-	-	-	-	-	-	-	-	-	-	-	-	-	-	-	-	-	-	-	-	-	-	-	-
Medical Exp	-	-	-	-	-	-	-	-	-	-	-	-	-	-	-	-	-	-	-	-	-	-	-	-	-	-	-	-
Ems Supplies	-	-	-	-	-	-	-	-	-	-	-	-	-	-	-	-	-	-	-	-	-	-	-	-	-	-	-	-
Uniforms/Fire Gear	-	-	-	-	-	-	-	-	-	-	-	-	-	-	-	-	-	-	-	-	-	-	-	-	-	-	-	-
Trav/Train (non-wage)	-	-	-	-	-	-	-	-	-	-	-	-	-	-	-	-	-	-	-	-	-	-	-	-	-	-	-	-
Subtotal	-	-	-	-	-	-	-	-	-	-	-	-	-	-	-	-	-	-	-	-	-	-	-	-	-	-	-	
Auto & Liability Ins.	1,193	1,193	1,193	1,260	1,260	1,260	1,260	1,260	1,260	1,260	1,260	1,260	1,260	1,260	1,260	1,260	1,260	1,260	1,260	1,260	1,260	1,260	1,260	1,260	1,260	1,260	14,919	
Prof Svc	-	-	-	-	-	-	-	-	-	-	-	-	-	-	-	-	-	-	-	-	-	-	-	-	-	-	-	-
Tech Svc	-	-	-	-	-	-	-	-	-	-	-	-	-	-	-	-	-	-	-	-	-	-	-	-	-	-	-	-
Office Exp/Equip Rent	-	-	-	-	-	-	-	-	-	-	-	-	-	-	-	-	-	-	-	-	-	-	-	-	-	-	-	-
Utilities	-	-	-	-	-	-	-	-	-	-	-	-	-	-	-	-	-	-	-	-	-	-	-	-	-	-	-	-
Rep & Maint (Facility)	-	-	-	-	-	-	-	-	-	-	-	-	-	-	-	-	-	-	-	-	-	-	-	-	-	-	-	-
Audit Costs	-	-	-	-	-	-	-	-	-	-	-	-	-	-	-	-	-	-	-	-	-	-	-	-	-	-	-	-
Other (Cars/Gear)	-	-	-	-	-	-	-	-	-	-	-	-	-	-	-	-	-	-	-	-	-	-	-	-	-	-	-	-
Subtotal	1,193	1,193	1,193	1,260	1,260	1,260	1,260	1,260	1,260	1,260	1,260	1,260	1,260	1,260	1,260	1,260	1,260	1,260	1,260	1,260	1,260	1,260	1,260	1,260	1,260	14,919		
Equipment Dep.	-	-	-	-	-	-	-	-	-	-	-	-	-	-	-	-	-	-	-	-	-	-	-	-	-	-	-	-
Total	71,198	78,872	89,283	94,746	94,746	53,616	65,172	68,782	63,434	50,185	62,196	62,196	62,196	62,196	62,196	62,196	62,196	62,196	62,196	62,196	62,196	62,196	62,196	62,196	62,196	104,210	863,889	
Cumulative Expenses	71,198	150,070	239,353	334,099	334,099	387,715	452,887	521,669	585,103	635,287	697,483	697,483	697,483	697,483	697,483	697,483	697,483	697,483	697,483	697,483	697,483	697,483	697,483	697,483	697,483	759,679	863,889	

FisYr 2022
 PayMo. Ending 12/31/2021

Pay Type	Hours
Reg	10345
Reg OT	193
MED	79
PL	354
Comp	54
AL	48
HOLU	900
HOLW	776
HOLP	201
Grand Total	12950

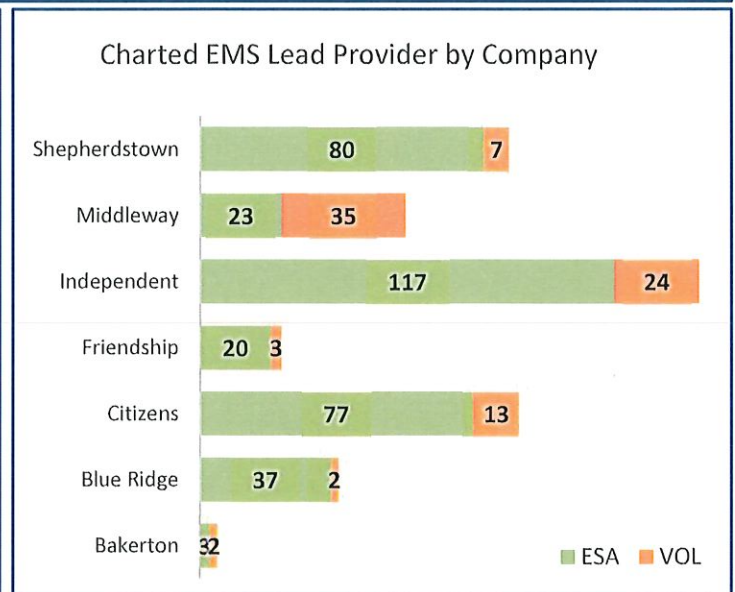
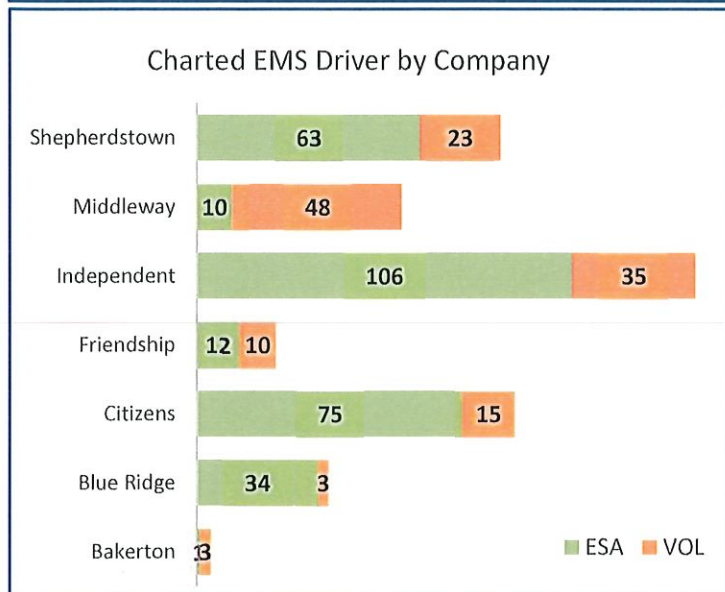
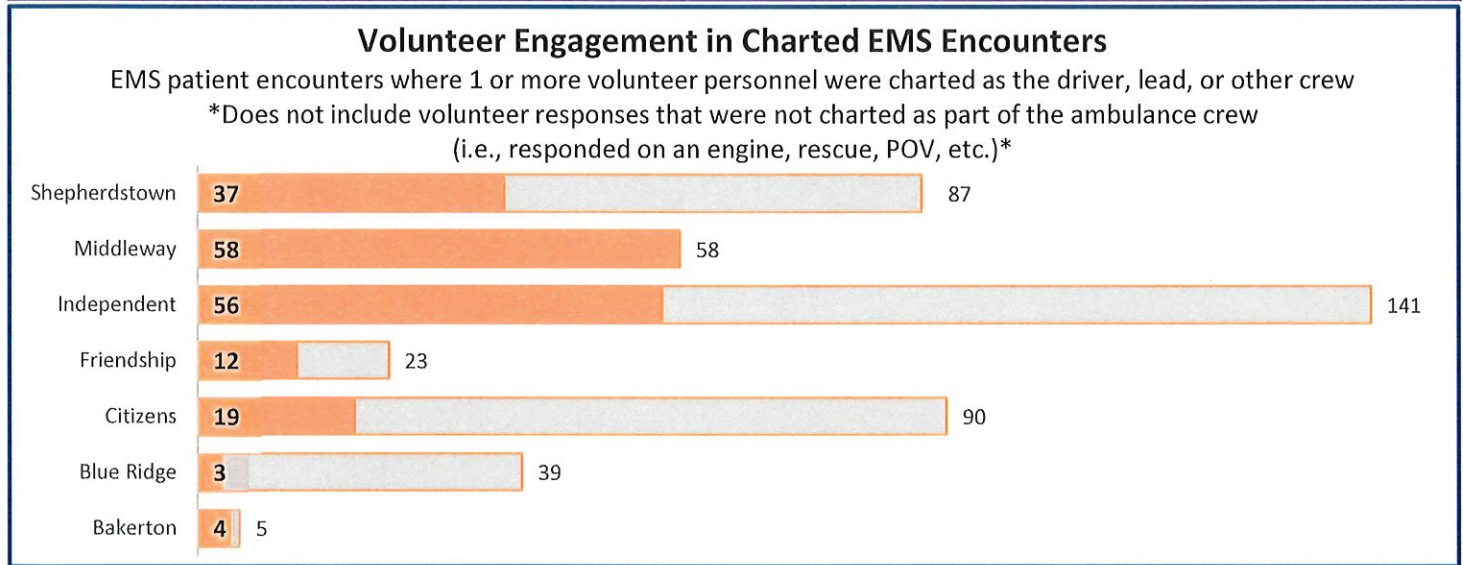
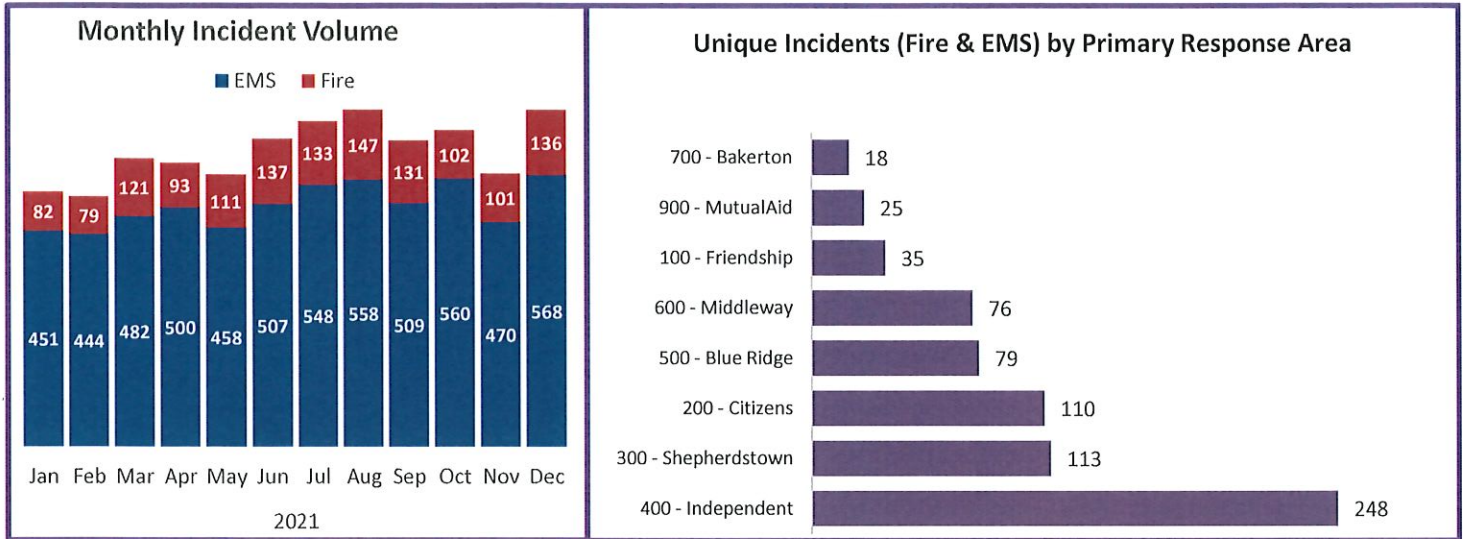
Total:	12,950
OT/Total	1.5%
Worked:	10,538
OT/Worked	1.8%

LABOR HOURS BY PAY TYPE



Reg Regular Worked
 Reg OT Overtime Worked
 MED Medical Leave
 PL Personal Leave
 Comp Compensatory Leave
 AL Administrative Leave*
 *Includes COVID Leave
 HOLU Holiday - Unworked
 HOLW Holiday - Worked
 HOLP Holiday - Prime

December, 2021



Income	Expenses	Full-Year Allocation	YTD Spend	Full-Year Forecast	Variance
JCC - Gen. Fund \$ 3,019,138	Full-time wages \$ 2,279,060	\$ 1,346,646	\$ 2,268,623	\$ 10,437	
JCC - Amb. Fee \$ 915,360	Part-time wages \$ 160,560	\$ 101,180	\$ 154,818	\$ 5,742	
TB Assn. \$ 3,514	Overtime* \$ 147,275	\$ 61,247	\$ 133,285	\$ 13,990	
CARES/ARPA \$ 137,815	WC & payroll tax \$ 380,874	\$ 207,002	\$ 370,545	\$ 10,329	
Sale of assets \$ 0	Fringe \$ 655,880	\$ 357,530	\$ 647,467	\$ 8,413	
Other \$ 4,914	All other expenses \$ 452,178	\$ 236,343	\$ 445,163	\$ 7,015	
Some income (i.e., dedicated grants) may not be reflected here.	Total \$ 4,075,827	\$ 2,309,948	\$ 4,019,901	\$ 55,927	

*Includes Holiday pay paid at OT rate, which is not 'worked hours'


Bank Account Balances

as of: January 31, 2022


General	\$ 934,551
Payroll	\$ 27,110
Amb. Fee	\$ 767,489
Mortgage	\$ 135,369

Annual mortgage cost of \$81K not included in expenses as it is covered through impact fee budget.

YTD Spending - by Category



WE ARE HERE



57% of fiscal year complete based on 14.7 out of 26 pay periods finalized.

Jefferson County Emergency Services Agency

Monthly Expense Budget - FY2022 (July 2021 - June 2022)

Through January

Fund: COMBINED

Expenses	Jul	Aug	Sep	Oct	Nov	Dec	Jan	Feb	Mar	Apr	May	Jun	Total
	1.7	2	2	2	2	3	2	2	2	2	2	3.3	26
Actual	132,757	265,878	168,157	161,918	160,987	272,427	184,522	167,987	160,987	160,987	160,987	271,028	2,268,823
Forecast	22,461	16,255	12,693	12,204	9,305	12,765	15,497	11,920	21,174	10,430	10,430	20,859	154,818
Actual	9,378	6,118	11,977	11,264	11,291	4,378	6,841	11,989	11,989	11,989	11,989	24,081	133,285
Forecast	13,005	13,005	13,005	13,914	13,914	13,914	13,914	15,323	13,853	14,640	14,640	25,205	178,331
Actual	12,147	21,588	14,245	13,618	13,891	21,296	15,546	14,632	13,189	13,985	13,985	24,093	192,214
Forecast	189,748	322,844	220,077	212,918	209,388	324,780	236,320	221,850	200,019	212,030	212,030	365,266	2,927,270
Medical Ins	22,305	28,862	28,062	29,676	6,245	29,688	32,274	32,738	32,738	32,738	32,738	32,739	340,801
Ancillary (dent,visn,life)	3,913	7,661	4,218	4,570	4,735	4,461	4,407	4,375	4,375	4,375	4,375	4,375	55,841
Retirement	14,605	28,142	18,330	18,184	18,082	29,060	20,051	18,897	18,163	18,163	18,163	30,986	250,825
Subtotal	40,823	64,665	50,610	52,430	29,061	63,209	56,732	56,010	55,276	55,276	55,276	68,100	647,467
Fuel	747	985	1,399	1,190	842	720	1,116	1,000	1,000	1,000	1,000	1,000	11,999
Rep & Maint (Auto)	345	614	815	842	201	141	141	500	500	500	500	500	5,599
License / Svc Contracts	-	1,001	517	11,293	4,346	40	750	500	500	500	500	3,335	23,282
Medical Exp	35	70	14,970	4,273	582	335	155	200	200	400	400	400	22,020
Ems Supplies	1,825	-	5,734	6,938	113	(6,845)	3,532	2,917	2,917	2,917	2,917	2,917	25,882
Uniforms/Fire Gear	3,555	4,420	2,668	6,201	12,661	378	1,986	6,000	5,000	5,000	6,000	18,000	71,869
Trav/Train (non-wage)	1,651	2,020	1,911	4,321	2,289	115	488	1,500	1,500	1,500	1,500	1,500	20,295
Subtotal	8,158	9,110	28,014	35,058	21,034	(5,116)	8,168	12,617	11,617	11,817	12,817	27,652	180,946
Auto & Liability Ins.	4,773	4,773	4,773	5,049	5,049	5,049	5,049	4,840	4,840	4,840	4,840	4,840	58,715
Prof Svc	2,125	2,125	2,125	2,125	2,125	4,825	2,125	3,083	3,083	3,083	3,083	3,083	32,990
Tech Svc	853	1,357	1,062	1,629	1,658	2,184	7,697	1,468	1,468	1,468	3,575	3,591	28,010
Office Exp/Equip Rent	3,168	1,142	2,248	1,531	1,365	1,615	1,347	1,250	1,250	1,250	1,250	1,250	18,666
Utilities	2,190	2,755	2,245	2,180	1,782	4,173	3,638	2,250	2,250	2,250	2,250	2,250	30,213
Rep & Maint (Facility)	226	211	-	-	-	-	-	200	200	200	200	200	1,437
Audit Costs	-	-	-	1,893	-	-	4,922	-	-	-	-	-	6,815
Other (Unemp./Conting)	95	-	-	-	-	-	-	-	-	-	-	45,000	45,095
Subtotal	13,430	12,363	12,453	14,407	11,979	17,846	24,778	13,091	13,091	13,091	15,198	60,214	221,941
Equipment Dep.	3,523	3,523	3,523	3,523	3,523	3,523	3,523	3,523	3,523	3,523	3,523	3,523	42,276
Total	255,682	412,505	314,617	318,336	274,985	404,242	329,521	307,092	283,526	295,737	298,844	524,755	4,019,901
Cumulative Expenses	255,682	668,187	982,864	1,301,200	1,576,185	1,980,427	2,309,948	2,617,039	2,900,565	3,196,302	3,495,145	4,019,901	

Jefferson County Emergency Services Agency

Monthly Expense Budget - FY2022 (July 2021 - June 2022)

Through January

Fund: **GENERAL**

Expenses	Jul	Aug	Sep	Oct	Nov	Dec	Jan			Feb			Mar			Apr			May			Jun			Total
							1.7	2	2	2	2	3	2	2	2	2	2	2	2	2	2	2	2	2	
Full Time	110,478	228,496	126,188	114,327	143,093	241,790	163,879	147,193	139,813	139,813	139,813	139,813	139,813	139,813	139,813	139,813	139,813	139,813	139,813	139,813	139,813	139,813	238,071	1,932,354	
Part Time	-	-	-	-	-	-	-	-	-	-	-	-	-	-	-	-	-	-	-	-	-	-	-	-	
Overtime	-	-	-	-	-	-	-	-	-	-	-	-	-	-	-	-	-	-	-	-	-	-	-	-	
Worker Comp	9,218	9,218	9,218	9,462	9,462	9,462	9,462	11,952	11,353	11,353	11,353	11,353	11,353	11,353	11,353	11,353	11,353	11,353	11,353	11,353	11,353	19,331	130,844		
FICA/Med	8,034	17,062	9,193	8,303	10,947	17,744	12,326	11,223	10,661	10,661	10,661	10,661	10,661	10,661	10,661	10,661	10,661	10,661	10,661	10,661	10,661	10,661	18,153	144,967	
Subtotal	127,730	254,776	144,599	132,092	163,502	268,996	185,667	170,369	161,827	161,827	161,827	161,827	161,827	161,827	161,827	161,827	161,827	161,827	161,827	161,827	161,827	275,556	2,208,766		
Hosp	18,035	24,632	22,168	24,430	3,522	25,822	28,245	26,321	26,321	26,321	26,321	26,321	26,321	26,321	26,321	26,321	26,321	26,321	26,321	26,321	26,321	26,321	26,321	278,459	
Life	3,280	6,840	3,164	3,336	4,045	3,870	3,827	3,542	3,542	3,542	3,542	3,542	3,542	3,542	3,542	3,542	3,542	3,542	3,542	3,542	3,542	3,542	3,542	46,072	
Retirement	11,521	23,582	12,666	12,004	15,025	25,389	17,207	15,455	14,680	14,680	14,680	14,680	14,680	14,680	14,680	14,680	14,680	14,680	14,680	14,680	14,680	14,680	24,998	201,887	
Subtotal	32,836	55,054	37,998	39,770	22,592	55,081	49,279	45,318	44,543	44,543	44,543	44,543	44,543	44,543	44,543	44,543	44,543	44,543	44,543	44,543	44,543	54,861	526,418		
Fuel	747	985	1,399	1,190	842	720	1,116	1,000	1,000	1,000	1,000	1,000	1,000	1,000	1,000	1,000	1,000	1,000	1,000	1,000	1,000	1,000	1,000	11,999	
Rep & Maint (Auto)	345	614	815	842	201	141	141	500	500	500	500	500	500	500	500	500	500	500	500	500	500	500	500	5,599	
License / Svc Contracts	1,001	517	11,293	11,293	4,346	40	750	500	500	500	500	500	500	500	500	500	500	500	500	500	500	500	3,335	23,282	
Medical Exp	35	70	14,970	4,273	582	335	155	200	200	200	200	200	200	200	200	200	200	200	200	200	200	200	400	22,020	
Ems Supplies	1,825	5,734	6,938	6,938	113	(6,845)	3,532	2,917	2,917	2,917	2,917	2,917	2,917	2,917	2,917	2,917	2,917	2,917	2,917	2,917	2,917	2,917	2,917	25,882	
Uniforms/Fire Gear	3,555	4,420	2,668	6,201	12,661	378	1,986	6,000	6,000	6,000	6,000	6,000	6,000	6,000	6,000	6,000	6,000	6,000	6,000	6,000	6,000	6,000	18,000	71,869	
Trav/Train (non-wage)	1,651	2,020	1,911	4,321	2,289	115	488	1,500	1,500	1,500	1,500	1,500	1,500	1,500	1,500	1,500	1,500	1,500	1,500	1,500	1,500	1,500	1,500	20,295	
Subtotal	8,158	9,110	28,014	35,058	21,034	(5,116)	8,168	12,617	11,617	11,617	11,617	11,617	11,617	11,617	11,617	11,617	11,617	11,617	11,617	11,617	12,817	27,652	180,946		
Auto & Liability Ins.	3,580	3,580	3,580	3,789	3,789	3,789	3,789	3,580	3,580	3,580	3,580	3,580	3,580	3,580	3,580	3,580	3,580	3,580	3,580	3,580	3,580	3,580	3,580	43,796	
Prof Svc	2,125	2,125	2,125	2,125	2,125	4,825	2,125	3,083	3,083	3,083	3,083	3,083	3,083	3,083	3,083	3,083	3,083	3,083	3,083	3,083	3,083	3,083	3,083	32,990	
Tech Svc	853	1,357	1,062	1,629	1,658	2,184	7,697	1,468	1,468	1,468	1,468	1,468	1,468	1,468	1,468	1,468	1,468	1,468	1,468	1,468	1,468	1,468	3,591	28,010	
Office Exp/Equip Rent	3,168	1,142	2,248	1,531	1,365	1,615	1,347	1,250	1,250	1,250	1,250	1,250	1,250	1,250	1,250	1,250	1,250	1,250	1,250	1,250	1,250	1,250	1,250	18,666	
Utilities	2,190	2,755	2,245	2,180	1,782	4,173	3,638	2,250	2,250	2,250	2,250	2,250	2,250	2,250	2,250	2,250	2,250	2,250	2,250	2,250	2,250	2,250	2,250	30,213	
Rep & Maint (Facility)	226	211	-	-	-	-	-	200	200	200	200	200	200	200	200	200	200	200	200	200	200	200	200	1,437	
Audit Costs	-	-	-	1,893	-	-	4,922	-	-	-	-	-	-	-	-	-	-	-	-	-	-	-	-	6,815	
Other (Unemp./Conting)	95	-	-	-	-	-	-	-	-	-	-	-	-	-	-	-	-	-	-	-	-	-	-	45,095	
Subtotal	12,237	11,170	11,260	13,147	10,719	16,586	23,518	11,831	11,831	11,831	11,831	11,831	11,831	11,831	11,831	11,831	11,831	11,831	11,831	11,831	13,938	58,954	207,022		
Equipment Dep.	3,523	3,523	3,523	3,523	3,523	3,523	3,523	3,523	3,523	3,523	3,523	3,523	3,523	3,523	3,523	3,523	3,523	3,523	3,523	3,523	3,523	3,523	3,523	42,276	
Total	184,484	333,633	225,394	223,590	221,369	339,070	270,155	243,658	233,341	233,541	233,541	233,541	233,541	233,541	236,648	236,648	236,648	236,648	236,648	236,648	236,648	236,648	420,545	3,165,428	
Cumulative Expenses	184,484	518,117	743,511	967,101	1,188,471	1,527,540	1,797,695	2,041,353	2,274,694	2,508,235	2,744,882	2,981,423	3,214,964	3,448,505	3,685,153	3,920,794	4,156,435	4,392,076	4,627,717	4,863,358	5,098,999	5,334,640	5,570,281	5,805,922	

Jefferson County Emergency Services Agency Monthly Expense Budget - FY2022 (July 2021 - June 2022) Through January Fund: **Amb. Fee**

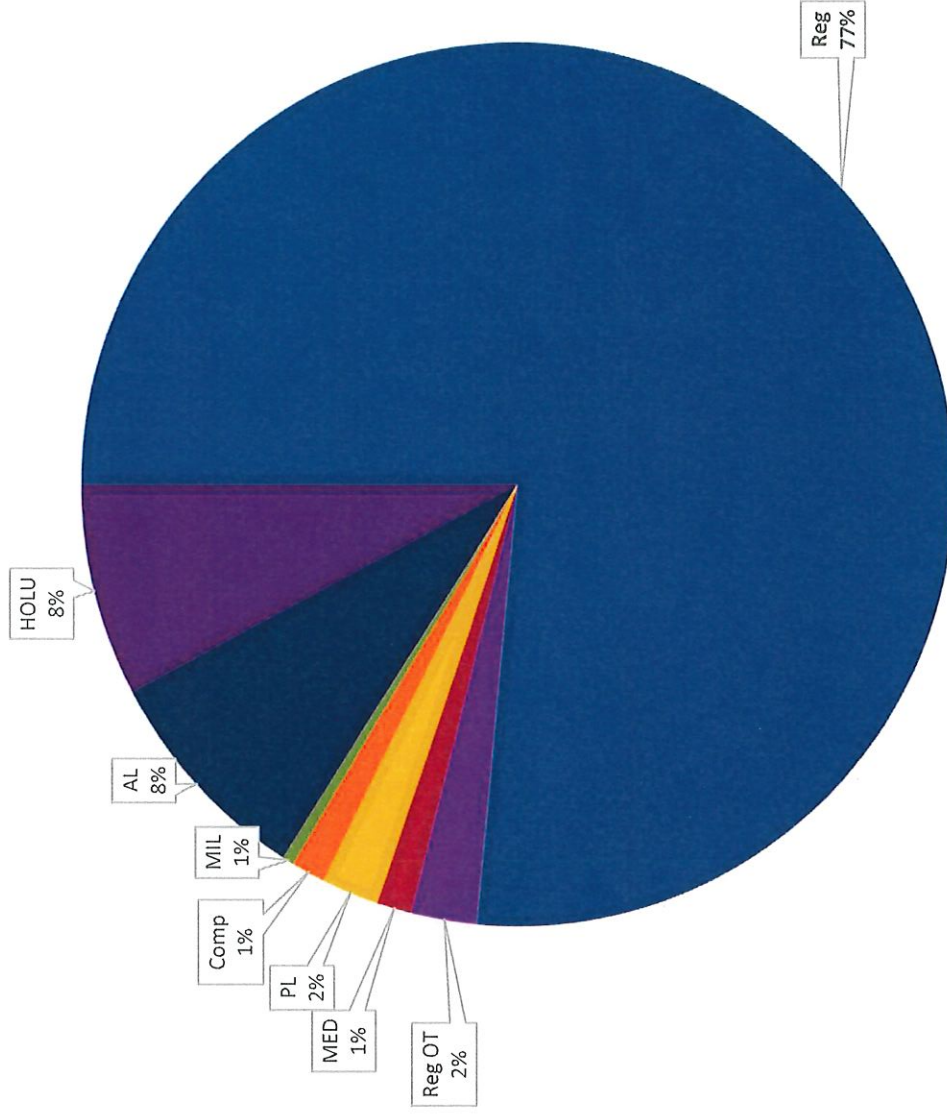
Expenses	Jul	Aug	Sep	Oct	Nov	Dec	Jan	Feb	Mar	Apr	May	Jun	Total
Full Time	22,279	37,382	41,969	47,591	17,894	30,637	20,643	20,794	21,174	21,174	21,174	21,174	335,668
Part Time	22,461	16,255	12,693	12,204	9,305	12,765	15,497	11,920	10,430	10,430	10,430	20,859	154,818
Overtime	9,378	6,118	11,977	11,264	11,291	4,378	6,841	11,989	11,989	11,989	11,989	24,081	133,285
Worker Comp	3,787	3,787	3,787	4,452	4,452	4,452	4,452	3,371	2,501	3,287	3,287	5,873	47,487
FICA/Med	4,113	4,526	5,052	5,315	2,944	3,552	3,220	3,409	3,324	3,324	3,324	5,940	47,247
Subtotal	62,018	68,068	75,478	80,826	45,886	55,784	50,653	51,482	50,204	50,204	50,204	89,710	718,505
Hosp	4,270	4,230	5,894	5,246	2,723	3,866	4,029	6,417	6,417	6,417	6,417	6,418	62,342
Life	633	821	1,054	1,234	689	591	580	833	833	833	833	833	9,769
Retirement	3,084	4,560	5,664	6,180	3,057	3,671	2,844	3,442	3,482	3,482	3,482	5,989	48,938
Subtotal	7,987	9,611	12,612	12,660	6,469	8,128	7,453	10,692	10,732	10,732	10,732	13,240	121,049
Fuel	-	-	-	-	-	-	-	-	-	-	-	-	-
Rep & Maint (Auto)	-	-	-	-	-	-	-	-	-	-	-	-	-
License / Svc Contracts	-	-	-	-	-	-	-	-	-	-	-	-	-
Medical Exp	-	-	-	-	-	-	-	-	-	-	-	-	-
Ems Supplies	-	-	-	-	-	-	-	-	-	-	-	-	-
Uniforms/Fire Gear	-	-	-	-	-	-	-	-	-	-	-	-	-
Trav/Train (non-wage)	-	-	-	-	-	-	-	-	-	-	-	-	-
Subtotal	-	-	-	-	-	-	-	-	-	-	-	-	-
Auto & Liability Ins.	1,193	1,193	1,193	1,260	1,260	1,260	1,260	1,260	1,260	1,260	1,260	1,260	14,919
Prof Svc	-	-	-	-	-	-	-	-	-	-	-	-	-
Tech Svc	-	-	-	-	-	-	-	-	-	-	-	-	-
Office Exp/Equip Rent	-	-	-	-	-	-	-	-	-	-	-	-	-
Utilities	-	-	-	-	-	-	-	-	-	-	-	-	-
Rep & Maint (Facility)	-	-	-	-	-	-	-	-	-	-	-	-	-
Audit Costs	-	-	-	-	-	-	-	-	-	-	-	-	-
Other (Cars/Gear)	-	-	-	-	-	-	-	-	-	-	-	-	-
Subtotal	1,193	1,193	1,193	1,260	1,260	1,260	1,260	1,260	1,260	1,260	1,260	1,260	14,919
Equipment Dep.	-	-	-	-	-	-	-	-	-	-	-	-	-
Total	71,198	78,872	89,283	94,746	53,616	65,172	59,366	63,434	62,196	62,196	62,196	104,210	854,473
Cumulative Expenses	71,198	150,070	239,353	334,099	387,715	452,887	512,253	575,687	625,871	688,067	750,263	854,473	

FisYr 2022
 PayMo. Ending 1/31/2022

LABOR HOURS BY PAY TYPE

Pay Type	Hours
Reg	6535
Reg OT	207
MED	108
PL	181
Comp	108
MIL	36
AL	702
HOLU	664
HOLW	615
Grand Total	9156

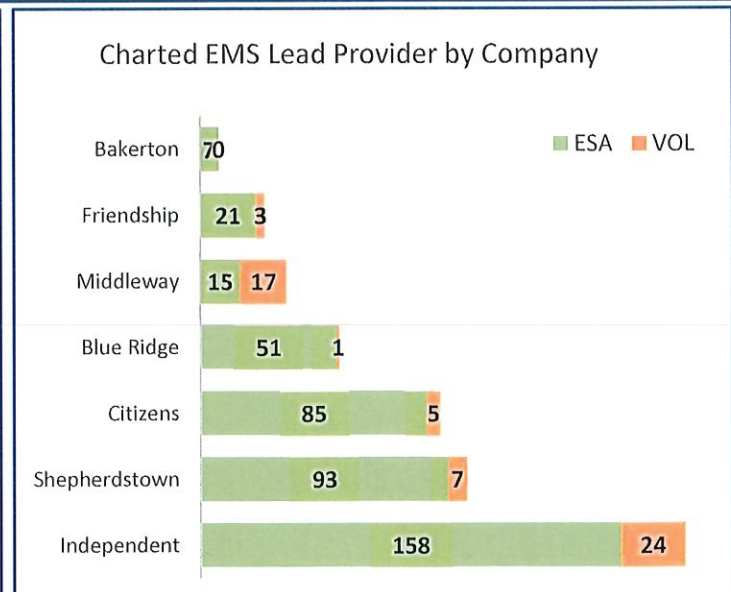
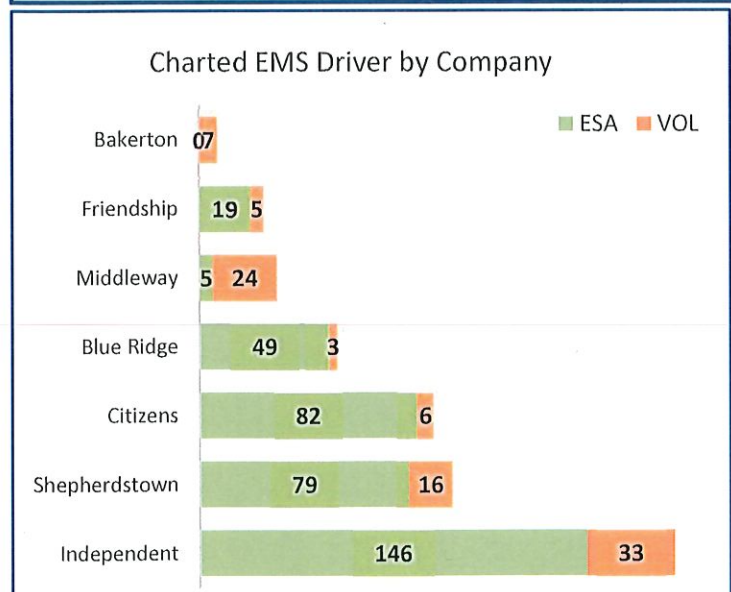
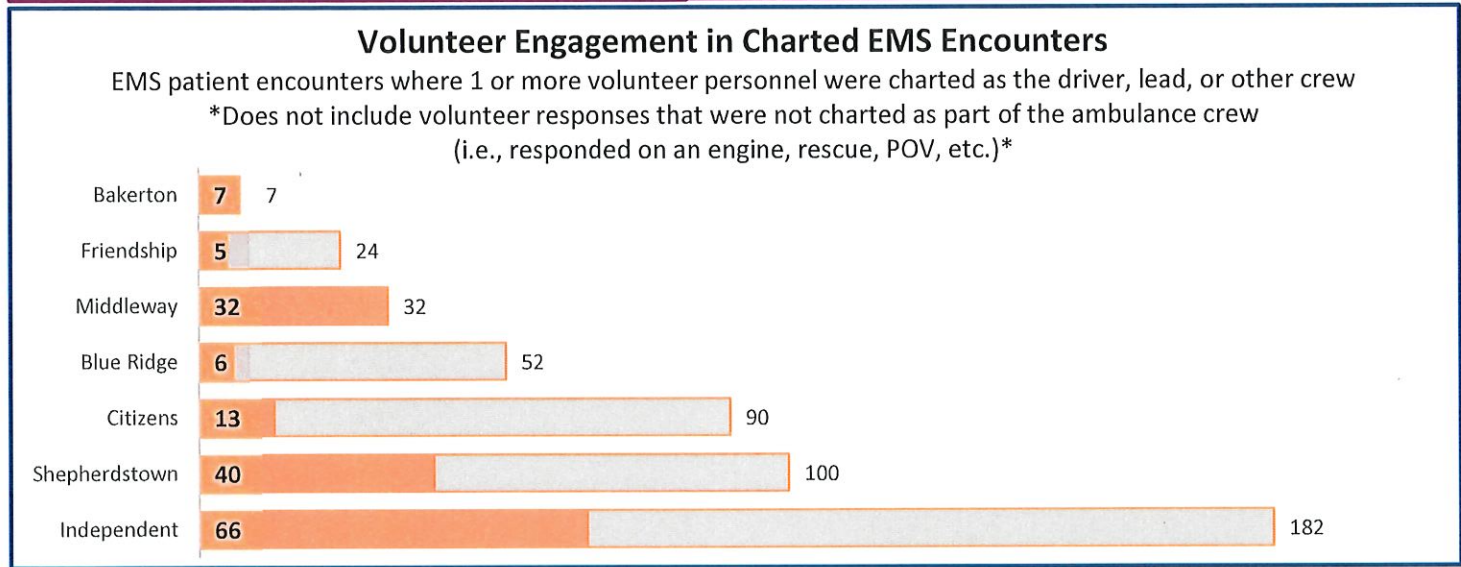
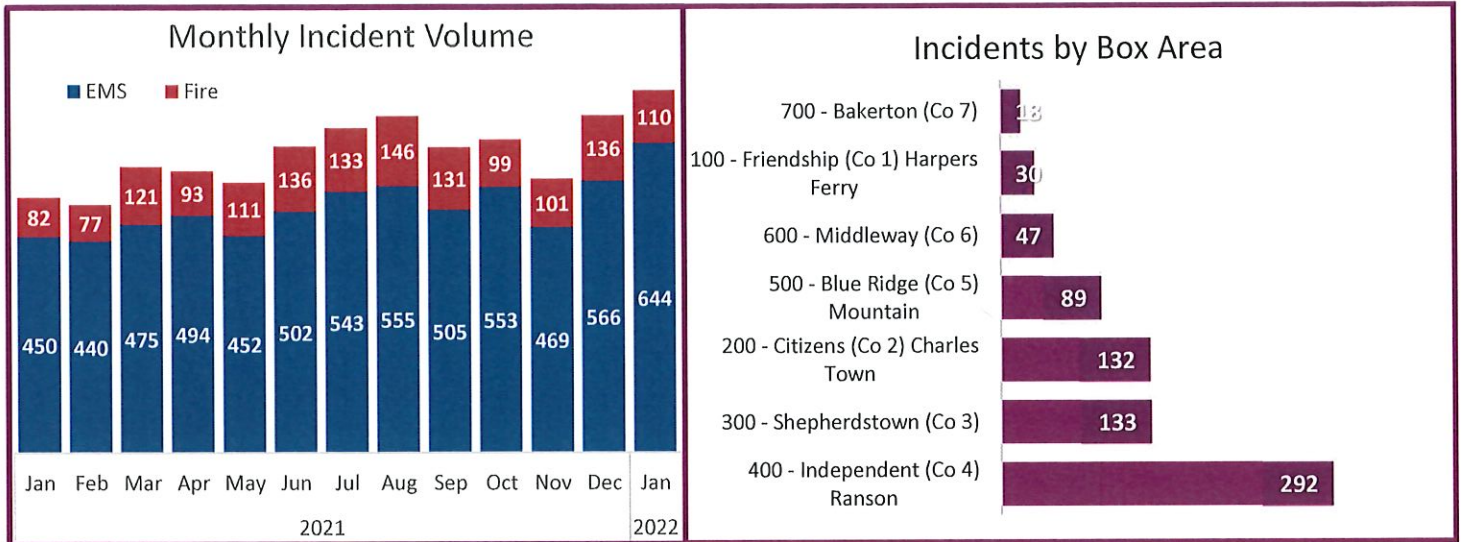
Total:	9,156
OT/Total	2.3%
Worked:	6,742
OT/Worked	3.1%



Reg Regular Worked	PL Personal Leave	HOLU Holiday - Unworked
Reg OT Overtime Worked	Comp Compensatory Leave	HOLW Holiday - Worked
MED Medical Leave	AL Administrative Leave*	HOLP Holiday - Prime

*Includes COVID Leave

January, 2022





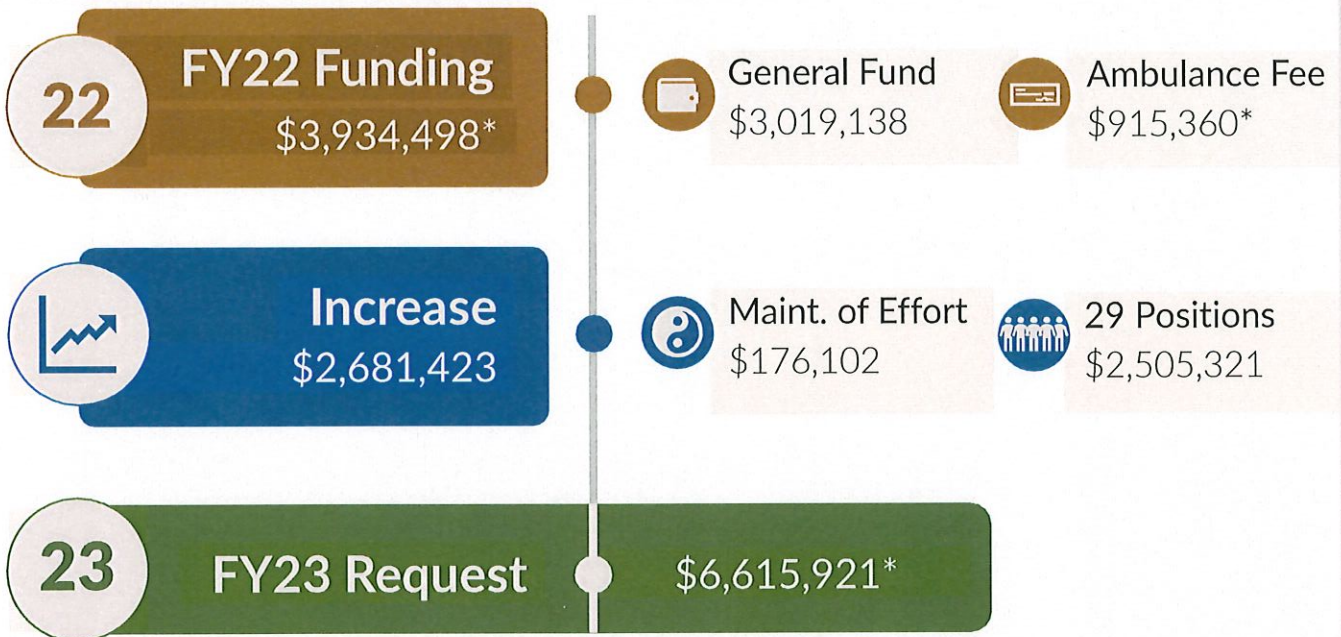
JEFFERSON COUNTY EMERGENCY SERVICES AGENCY

JCESA saves lives and preserves property by partnering with the volunteer fire organizations to provide exceptional emergency medical services, fire suppression, and community engagement.

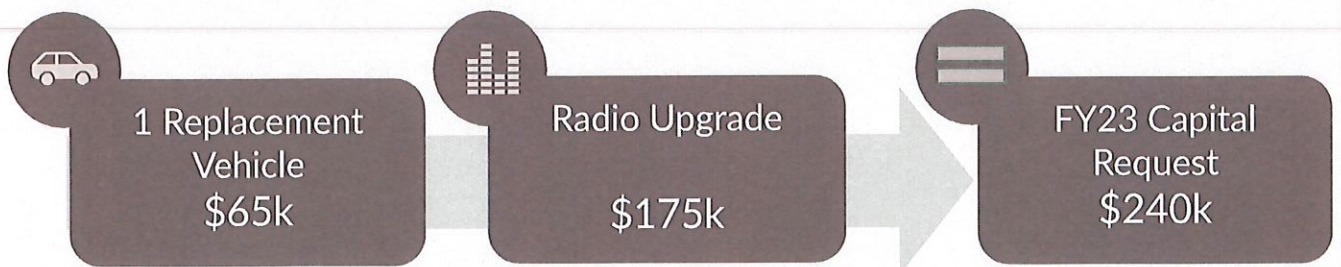
FY2023 Budget Request

Labor 89% 11% Non-Labor

Operating Budget



Capital Budget



*amount remitted to JCESA after ambulance fee administration costs.

Maintenance of Effort



Inflation

\$99k

Projected price increases – 5-10%

Most impactful:

- Health Insurance
- Workers Compensation

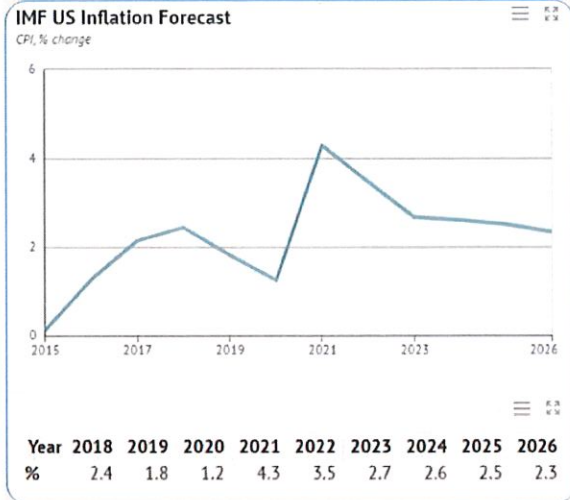
Others:

- EMS Supplies
- Fuel, Utilities
- PPE, etc.

Increased Depreciation

\$19.5k

Prior equipment & vehicle purchases (grants/capital)



U.S. Inflation Hit 31-Year High in October as Consumer Prices Jump 6.2%

Core index was up 4.6% as pandemic-related supply shortages, strong consumer demand continue

"an average 3 percent base pay increase would represent a decrease in purchasing power for employees."

-Stephen Miller, SHRM. September 14, 2021

"nominal wage gains are an illusion when inflation wipes out real gains."

-Judy Shelton. Wall Street Journal, July 25, 2021

YOS Increases

\$58k

JCESA Annual Salary Increases:

~~X Longevity pay~~ ✓ Years of Service (YOS)

~~X CoLA~~ ~~X Incentive pay~~ ~~X Merit raises~~

Continuation of Career Ladder implemented in FY19 based on Class & Comp. Study

1.9%

JCESA annual YOS increase

3%

US median annual increase (last 10 years)^{1,2,3,4,5}

3.3%

Projected 2022 US median annual increase.^{4,5}

¹SHRM | ²The Conference Board. Salary Increase Budget Survey. June, 2021 | ³Willis Towers Watson. General Industry Salary Budget Survey | ⁴WorldatWork. 2021-2022 Salary Budget Survey | ⁵PayScale. 2021-2022 Salary Budget Survey





29 Additional Positions

\$2.5m

Headcount	Location	Staffing Created	Total Staffing (with additions)
8	Sta 4 (Ranson)	+ 2 Responders 24/7	4 Responders 24/7
8	Sta 2 (Charles Town)	+ 2 Responders 24/7	4 Responders 24/7
8	Sta 6 (Middleway)	+ 2 Responders 24/7	2 Responders 24/7
4	Sta 1 (Harpers Ferry)	+ 2 Responders 12/7	2 Responders 24/7
1	Float	Backfills open shifts, detailed staff & unscheduled vacancies Reduces overtime & mandatory holdovers Resource for call clusters & manpower	

29 Total

IMPACT:

- ★ Adds a total of 6 responders daytime, 8 overnight
 - ★ Creates potential staffing for up to 3 additional EMS units daytime and 4 overnight.
(When not committed to fire apparatus)
 - ★ Provides additional staff for fire incidents – a small step closer to meeting safety standards
 - ★ Frees Lieutenant from being committed to a first-due unit
- ✓ Restores 24/7 supervision ✓ Reduces risk & liability ✓ Available for high acuity calls

Capital Replacement



1 Replacement Vehicle

\$65k

Continuation of Capital Replacement Plan

- Began 3 years ago
- Goal: Upgrade fleet with median age of 10yrs and median mileage of 95k.
- Older vehicles = increased maintenance cost, fewer safety features, less reliability
- For each vehicle purchased, one is decommissioned



Radio Upgrade

\$175k

- 26 portable and 10 mobile units
- Current equipment is obsolete
- Frequent failures & physical parts breakage
- Essential for responder safety & mission execution

This is a capital Request through the County's Capital Outlay Fund

Jefferson County Emergency Services Agency is an equal opportunity emergency service provider, employer, and community partner of Jefferson County, WV.

FY23 Operating Budget Request Detail

All funding sources (General Fund & Ambulance Fee)

Expenses	FY22 Forecast (less stipends)	Inflation	YOS	Mission Critical Total	29 Positions	Total
Full Time	2,072,881	-	39,385	2,112,266	1,485,264	3,597,530
Part Time	172,889	-	3,285	176,174	-	176,174
Overtime	171,275	-	3,254	174,529	74,263	248,792
Worker Comp	193,364	19,336	3,674	216,374	135,679	352,053
FICA/Med	184,904	-	3,513	188,417	119,304	307,721
Subtotal	2,795,313	19,336	53,111	2,867,760	1,814,510	4,682,270
Medical Ins	392,853	39,285	-	432,138	353,467	785,605
Ancillary (dent,visn,life)	58,000	5,800	-	63,800	39,034	102,834
Retirement	235,636	-	4,477	240,113	163,750	403,863
Subtotal	686,489	45,085	4,477	736,051	556,251	1,292,302
Fuel	12,000	1,200	-	13,200	-	13,200
Rep & Maint (Auto)	8,000	400	-	8,400	-	8,400
License / Svc Contracts	29,000	1,450	-	30,450	6,960	37,410
Medical Exp	34,000	3,400	-	37,400	17,400	54,800
Ems Supples	40,000	4,000	-	44,000	-	44,000
Uniforms/Fire Gear	75,000	7,500	-	82,500	104,400	186,900
Trav/Train (non-wage)	24,000	1,200	-	25,200	5,800	31,000
Subtotal	222,000	19,150	-	241,150	134,560	375,710
Auto & Liability Ins.	62,420	6,243	-	68,663	-	68,663
Prof Svc	36,000	1,800	-	37,800	-	37,800
Tech Svc	30,000	3,000	-	33,000	-	33,000
Office Exp/Equip Rent	18,000	900	-	18,900	-	18,900
Utilities	28,000	2,800	-	30,800	-	30,800
Rep & Maint (Facility)	3,000	150	-	3,150	-	3,150
Audit Costs	11,000	550	-	11,550	-	11,550
Other (Unemp./Conting.)	-	-	-	-	-	-
Subtotal	188,420	15,443	-	203,863	-	203,863
Equipment Dep.	42,276	19,500	-	61,776.00	-	61,776
Total	3,934,498	118,514	57,588	4,110,600	2,505,321	6,615,921



To learn more about JCESA, please visit us at jcesa.org, follow us on Facebook, and watch the livestream of our monthly board meetings via YouTube on the third Tuesday of each month at 7pm.