



**Jefferson County Office of Homeland Security and Emergency Management**

**28 Industrial Boulevard  
Kearneysville, WV 25430**

**P. 304-728-3329 or 304-728-3290**

**Mobile: 304-283-4227**

**F. 304-725-7916**

**[bmiller@jeffersoncountywv.org](mailto:bmiller@jeffersoncountywv.org)**

**Animals in Disaster  
Sign In Sheet  
January 19, 2010**

| <b>Print Name &amp; Organization</b>                        | <b>Email</b>                              | <b>Phone</b>                           | <b>Sign In</b>                             |
|---|---|--|--|
| Davis, Mike<br>CERT Volunteer                               | mjdavis56@comcast.net                     | (304) 728-8108                         |  |
| Keith, Maria<br>NHES  | eduassist@nhes.org                        | 262-7455                               |  |
| Koblinsky, Barbara<br>Jefferson County Health<br>Department | barbarakoblinsky@wvdhhr.org               | 728-3309                               |  |
| Manuel, Dale<br>Jeff Co Commission                          |   |  |  |
| Marken, Joyce   | joyce@dalb.com                            | (304) 725-0300                         |  |
| McQuain, Vicki  | vicki.l.mcquain@irs.gov                   | 264-5678                               |  |
| Mehling, Terri<br>JCSHEM                                    | tmehling@jeffersoncountywv.org            | 728-3329                               | <i>Terri Mehling</i>                       |
| Miller, Barbara<br>JCHSEM                                   | bmiller@jeffersoncountywv.org             | 728-3290                               |  |
| Parsons, Kelly<br>CERT                                      | kparsons@nicholsdehaven.com               | 725-6525, Ext.<br>124 (D)              | <i>Kelly Parsons</i>                       |
| Pierce, Lucas<br>Red Cross/CERT                             | piercel@usa.redcross.org                  | (304) 261-3516                         |  |
| Randlett, Jill<br>Red Cross/CERT                            | randlett@mitre.org                        | (304) 725-1948<br>cell<br>304-270-0716 | <i>Jill S. Randlett</i>                    |
| Hite, Sandy<br>Jefferson Co.<br>Health Dept                 | sandy.d.hite@wv.gov                       | (304) 728-3309<br>cell<br>707-5552     | <i>Sandy Hite</i>                          |
| Berkeley Co.<br>Humane Society                              | <i>SL PERSAD@<br/>COMCAST.NET</i>         | <i>304-263<br/>8796</i>                | <i>Brandi Bowers +<br/>Joanne Griswold</i> |
| Maggio, Jennifer<br>JCHSEM                                  | <i>jmaggio@jefferson<br/>countywv.org</i> | <i>87-724-<br/>8914</i>                | <i>Jennifer D. Maggio</i>                  |





Jefferson County Office of Homeland Security & Emergency Management  
Animals in Disaster Committee  
January 19, 2010

- I. Call to Order
- II. Sign in Sheet
- III. Old Business
  - a. Bark in the Park - October
- IV. New Business
  - a. Apple iPhone/iPod Touch Pet First Aid application by Jive Media LLC – 52 megabytes - \$3.99
  - b. Petco Online course – Pet First Aid - \$25 --  
<http://www.petco.com/product/100690/PETCO-Online-Pet-First-Aid-Course.aspx>
  - c. Red Cross update on their endeavors with the Berkeley County Humane Society and grant objectives
  - d. 2010 Goals and Objectives
  - e. Update Resources (see form) – Annex O – JCHSEM EOP Animal Control & Protection
  - f. Member Sharing Time
- V. Adjournment

The next meeting of the Animals in Disaster Committee will be April 19, 2010 at 9:30am and will be announced via email notification.

**Jefferson County Office of Homeland Security & Emergency  
Management**

**Animals In Disaster Committee**

**2009 Goals & Strategies**

1. Update the Animals in Disaster Plan
2. More Pet First Aid Training
3. More public awareness about protecting animals in disaster. (Refer to Public Awareness Committee)
4. Speaking engagements at local schools and youth organizations
5. Continue updating the list of the 24-Hour Pet Emergency Clinics in surrounding counties and add the list to the Animals in Disaster Plan.
6. PETS Act - Continue to try to find a way to shelter pets with their people during disasters in non-Red Cross shelters.
7. Stay informed about Bird Flu and other agricultural transmittable diseases.

Jefferson County Homeland Security and Emergency Management  
Animals in Disaster Committee  
January 19, 2010

The Jefferson County Homeland Security and Emergency Management (JCHSEM) Animals in Disaster Committee met on Tuesday, January 19, 2010 at 9:30am in the Emergency Operations Center located in Kearneysville, WV. Those present were: Terri Mehling, JCHSEM; Jennifer Maggio, JCHSEM; Kelly Parsons, Nichols, DeHaven & Associates; Jill Randlett, Red Cross/CERT; Sandy Hite, Jefferson County Health Department and Brandi Bowers & Joanne Griswold, Berkeley County Humane Society.

Call to order

Introductions

**Old Business**


Ms. Mehling gave a report on Bark in the Park that was scheduled in October. The dates had changed several times due to weather related issues. The attendance was low but we will continue to hand out information regarding pet disaster supply kits and talking to the community on what things they should have on hand. According to the website the event was held by the Jefferson County Animal Welfare Society and they would like to have Bark in the Park in the spring. The JCHSEM will be attending that was well.

**New Business**

Ms. Mehling notified the group that there is a Pet First Aid application by Jive Media LLC that you are able to download to your Apple iPhone/iPod for \$3.99.

Ms. Mehling mentioned if anyone was interested there is a Petco Online Course—Pet First Aid for \$25.00.

Brandi Bowers noted the Berkeley County Humane Society's President wanted her to ask the Red Cross if they will be teaming up for Pet First Aid/CPR classes. They have ordered their animal manikins for CPR classes. Ms. Mehling asked BCHS if they hold the CPR classes. Brandi Bowers replied yes but they need assistance in starting the class. Ms. Mehling asked them to contact Crystal Moran at 304-725-5015 who coordinates health and safety programs through the local Red Cross Chapter. Ms. Mehling noted the Red Cross was able to win a grant to obtain animal cages and other supplies that Berkeley County Humane Society would put in storage. Brandi Bowers replied they do have the disaster supplies. There is an agreement with Red Cross that BCHS will be taking care of the surrounding seven counties if something were to happen. Their staff would also be running the shelter. Ms. Mehling asked BCHS how many animals they are able to house. Brandi Bowers replied they have 15 dog kennels, and 30 cat cages. Once they are no longer under construction they will be able to house 75 cats and 27 dog kennels. Ms. Mehling asked the BCHS if they need additional supplies. Brandi Bowers replied they currently have




blankets and first aid supplies. They are looking for additional supplies such as medical supplies, cat crates, bedding, food and disinfectant cleaners. Ms. Mehling asked the BCHS if they have a way to ID the animals once they come into the shelter. Brandi Bowers replied if an animal comes in there is a certain form the owner would need to fill out. Up in the top corner of the form there is a D10 number for 2010 and they would start with number one and work their way up. The animals are then tagged with the number as well as the cage. Ms. Mehling asked the BCHS if they communicate with the Jefferson County Humane Society and possibly trade animals if one location gets full. Brandi Bowers replied they currently do not have contact with the Jefferson County Humane Society. Ms. Mehling asked what type of public awareness the BCHS does. Brandi Bowers replied she goes to schools, businesses and day cares to train kids/adults on such things as what they should do if a dog bites them. They hand out flyers on pet kits, pet awareness and ways to help the shelter by volunteering. Ms. Mehling mentioned to Ms. Randlett that it would be a great idea to have a press release on the grant they received to buy supplies. She should also include items they still need and hope they receive a large amount of donations. Ms. Randlett asked BCHS if they have back up sites in case the shelter would get full. Brandi Bowers replied they are currently looking into that. Ms. Randlett asked if BCHS had a list of boarding facilities in Berkeley County. Brandi Bowers replied they would have to put one together. Ms. Mehling noted our plan has the boarding facilities within Jefferson County.

Ms. Parsons reviewed the 2010 Goals & Strategies with the committee. Ms. Mehling asked if anyone would like to add anything or make changes. No reply from the committee. Ms. Mehling noted in the future they will add how in a disaster we would work with the BHCS and how they would be called into action. The Red Cross will need to have a plan with the BCHS when a disaster hits and what they need to do to work together. Ms. Parsons commented on continuing to educate the horse owners due to Charles Town Races & Slots not having a disaster plan because they are not responsible for the horses that stay there. Ms. Randlett suggested giving a speech for the National Breeders Association to fulfill educating the owners of the horses.

Ms. Mehling noted the mission of the committee is to be responsible for updating and developing the animals in disasters plan and to work with the JCHSEM to make recommendations regarding the animals annex in the Emergency Operations Plan. We will also identify potential resources for animals before, during and after a disaster. Ms. Mehling asked Ms. Randlett to give her a copy of their disaster plan once they have one in place as far as what kinds of supplies they have and under what circumstances the Red Cross would be activated.

Ms. Mehling noted to the Committee that she would like to see our resources updated for our JCHSEM EOP Animal Control and Protection Annex. Ms. Mehling reviewed the question form. This form will be used to ask vendors what resources they have and that can be included in JCHSEM's Emergency Operations Plan. Ms. Mehling distributed the question form to the committee members and assigned them to different organizations.



Ms. Mehling handed out the new WV Ready Guide. For more information you can visit the website at [ready.wv.gov](http://ready.wv.gov). The Commission for National and Community Service funded the WV Ready Guide. She will be receiving 500 books to distribute.

### **Member Sharing**

Ms. Mehling announced the upcoming Business Continuity Planning Workshop that is being held by Barb Miller and Neal Nilsen from Ask Neal. This is for small businesses interested in COOP planning. There will be two sessions in the same day, one in the afternoon and evening. If anyone is interested please sign up with Jennifer Maggio. Ms. Mehling also announced the Quarterly Partnership Luncheon will be held February 3, 2010 at the Charles Town Races & Slots. If you would like to attend please let her know.

The next regularly scheduled meeting of the Steering Committee will be on April 19, 2010 at 9:30 a.m. in the Jefferson County EOC.

100

100

100

100

100

100

100



**ANNEX O – ANIMAL CONTROL AND PROTECTION**  
**TABLE OF CONTENTS**

| <b>Section</b>   | <b>Page</b> |
|--|-------------|
| I. Introduction  | 1           |
| A. Purpose   | 1           |
| II. Planning Assumptions and Considerations                            | 1           |
| A. Situations  | 1           |
| B. Assumptions   | 1           |
| III. Concept of Operations   | 2           |
| A. General   | 2           |
| IV. Annex Development, Maintenance and Training                        | 2           |
| V. List of Appendices  | 3           |
| VI. Authentication   | 3           |
| <b>Appendices</b>  | <b>Page</b> |
| Appendix 1 – Jefferson County Animals in Disaster Plan – December 2003 | 4           |

**BACK TO TOP**

**ANNEX O – ANIMAL CONTROL AND PROTECTION**

|                              |  |
|------------------------------|--|
| <b>Primary Agency:</b>       | Jefferson County Animal Control  |
| <b>Support Agencies:</b>     | Jefferson County Animal Welfare Society<br>Jefferson County Homeland Security & Emergency Management<br>West Virginia Department of Natural Resources – Wildlife Division<br>West Virginia Department of Agriculture |
| <b>Related Federal ESFs:</b> | ESF #11: Agriculture and Natural Resources<br>Food and Agriculture Incident (Incident Annex)   |
| <b>West Virginia Code:</b>   | Chapter 15, Article 5, as amended  |

**I. INTRODUCTION**

**A. PURPOSE**

This annex predetermines actions to be taken to control, protect and ensure the humane care and treatment of domesticated animals during a disaster/emergency situation that could cause animal suffering.

**II. PLANNING ASSUMPTIONS AND CONSIDERATIONS**

**A. SITUATION**

1. Any disaster that threatens humans, also threatens animals. It will be necessary to provide water, food, and first aid.
2. Relocation, shelter, or relief efforts for livestock, wildlife, or domestic animals may be required.
3. Shelter locations may be required to provide domesticated animal control due to sheltered persons bringing pets with them. **Pets are prohibited at public shelters. Trained sight and hearing assistance animals are allowed.**
4. Livestock left in evacuated areas will need to be cared for and provision will need to be made for reentry to facilitate this need.

**B. ASSUMPTIONS**

1. Jefferson County will request assistance from the State and private sector.
2. Animal protection planning will ensure the proper care and recovery of animals impacted during an emergency.
3. Personnel with proper training and protective equipment will be available to re-enter evacuated areas for the purpose of rescue or care of livestock or domestic animals.

### **III. CONCEPT OF OPERATIONS**

---

#### A. GENERAL

1. The sheltering and protection of companion animals and livestock is the responsibility of their owners. Animal owners should plan for animal care during a disaster as they prepare their family preparedness plan.
2. Jefferson Animal Control, Jefferson County Animal Welfare Society and the Jefferson County Health Department will be the lead agency for situation and assessment and determination of resource needs. As needed, the County will assist in the protection of animals affected by disaster, to include rescue, shelter, control, feeding, and preventive immunization of animals left homeless, lost, or strayed as a result of the disaster. **Costs incurred will be passed to animal owners when located.** Local Humane Society or similar organizations will be asked to assist in this effort.
3. During emergencies, requests for animal protection assistance and resources such as food, medicine, shelter, specialized personnel, and additional veterinary professionals will be routed through the Jefferson County Emergency Operations Center.
4. Wild animals out of their natural habitats that are a danger to themselves, or humans will be handled by the Jefferson County Animal Control Officers with assistance from the West Virginia Department of Natural Resources - Wildlife Division personnel.
5. Shelters that have been established for disaster victims will not accept companion animals, **with the exception of animals trained as sight and hearing assistance companions.** However, if an evacuee comes to the shelter with their pet(s) efforts will be made to assist in locating a suitable shelter for the pet(s) **at the expense of the owner.**

### **IV. ANNEX DEVELOPMENT, MAINTENANCE AND TRAINING**

---

- A. All organizations that support this annex will notify Jefferson County Homeland Security and Emergency Management (JCHSEM) and/or the Jefferson County Animal Control Officers if changes to this annex are necessary. The Animal Control Officer in consultation with and under the supervision of JCHSEM is responsible for ensuring that copies of updated information are distributed as necessary.

**V. LIST OF APPENDICES**

---

Appendix 1 – Jefferson County Animals in Disasters Plan – December 2003

**VI. AUTHENTICATION**

---

\_\_\_\_\_  
Date

\_\_\_\_\_  
Jefferson County Animal Control Officer

# Jefferson County, WV Animals In Disaster Plan


## Companion Animals

Horses

Livestock

Wildlife

Exotics



Photos by FEMA, USDA Forest Service and JCHSEM

Revised May 2009

Prepared by Barbara J. Miller, CFM and Terri Mehling  
Jefferson County Office of Homeland Security & Emergency Management

## Table of Contents

|   |    |
|---|----|
| Introduction                                    | 3  |
| Why Plan?                                       | 3  |
| Pets Evacuation and Transportation Act          | 3  |
| Assessing Risk and Vulnerability                | 4  |
| Animals in Jefferson County and their Locations | 8  |
| Disaster Plans for Companion Animals            | 9  |
| Disaster Plans for Agricultural Animals         | 16 |
| Disaster Plans for Horses                       | 20 |
| Disaster Plans for Exotic Pets                  | 23 |
| Disaster Plans for Wildlife                     | 24 |
| Disposal of Carcasses                           | 25 |
| Responder Training/Exercises                    | 26 |
| Public Awareness/Education Activities           | 27 |
| Resources                                       |    |
| List of Temporary Boarding Facilities/Shelters  | 28 |
| List of Other Locations that can House Animals  | 30 |
| List of Veterinarians                           | 31 |
| Food and Supply Vendors                         | 32 |
| Kennels, Groomers and Other Services            | 33 |
| State and National Resources                    | 34 |
| Research References                             | 41 |
| Glossary of Terms                               | 43 |

## **Introduction**

The mission of the Jefferson County Office of Homeland Security & Emergency Management (JCHSEM) is to reduce the human and economic costs of natural disasters to Jefferson County, West Virginia. We serve Jefferson County residents, businesses, government and private organizations by offering a wide variety of educational programs on family and business disaster planning, children's programs, structural and non-structural mitigation, information to protect your animals in disasters, and education about the National Flood Insurance Program. By providing these opportunities, we are helping to make our communities "disaster resistant".

This guide is designed to help the owners of animals in Jefferson County by providing information to help animal owners, veterinarians, farmers, shelter operators and others think about simple actions that they can take to protect their animals and reduce the destruction that can result from a disaster. We encourage all animal owners, farmers, shelter operators and others interested in animals to develop a Disaster Preparedness Plan for their animals in the pre-disaster time frame. Please also check with the Jefferson County Office of Homeland Security & Emergency Management (JCHSEM) to be sure that your plan fits in with the County's plan.

## **Why Plan?**

Every day in the United States, some type of disaster happens. Fires, floods, tornadoes, winter storms, hazardous materials incidents—even terrorism can create the need for the evacuation of animals. A community disaster plan is more than a document with a set of instructions and lists of resources. The end result is a series of actions that require leadership, cooperation and preparation, supply and equipment procurement, volunteer recruitment and training, evacuation preparation, communications networking, and public education and outreach.

## **Pets Evacuation and Transportation Standards Act (PETS Act)**

The destructive force of Hurricane Katrina exposed many flaws in our nation's emergency preparedness programs. One easily correctible issue that has come to light is that many of our city and state authorities' disaster plans do not take into account how to rescue the portion of the population who are pet owners.

In order to qualify for Federal Emergency Management Agency funding, a city or state is required to submit a plan detailing its disaster preparedness program. The PETS Act would simply require that the State and local emergency preparedness authorities include how they will accommodate households with pets or service animals when presenting these plans to the FEMA.

This bi-partisan legislation is necessary because Hurricane Katrina has clearly shown that when given a choice between their own personal safety or abandoning their household pets, a significant number of people will choose to risk their lives in order to remain with their pets. It is now clear that we must require these jurisdictions to have plans in effect to deal with their pet-owning populations as a matter of public safety.

There are significant problems, including serious health and safety risks to the disaster area, that are exacerbated by the abandoning of pets. Many of these problems can be mitigated or eliminated simply through the proper planning that this legislation advocates.

There are currently over 358 million pets in the United States residing in 63% of American households.

This legislation is supported by the Humane Society of the United States, the Doris Day Animal League, the Best Friends Animal Society, and the American Society for Prevention of Cruelty to Animals (ASPCA).

## Assessing Risk & Vulnerability

It is crucial to realize the types of hazards that we are at risk from in Jefferson County. The following table shows the findings of the risks and vulnerabilities that were identified for the area in the Jefferson County Risk & Vulnerability Assessment and All Hazards Mitigation. You can download a copy of the report at [www.jeffersoncountywv.org](http://www.jeffersoncountywv.org); click on County Departments, click on Homeland Security, then click on Risk Assessment/All Hazards Plan.

### Prioritization of Hazards for Jefferson County, West Virginia

| Hazard                      | Probability of Occurrence | Public Perception of Risk | Historic Occurrence | Sources      |
|-----------------------------|---------------------------|---------------------------|---------------------|--------------|
| Thunderstorms and Lightning | H                         | H                         | Y                   | JCHSEM       |
| Floods                      | H                         | H                         | Y                   | NWS, JCHSEM  |
| Severe Winter Storms        | H                         | H                         | Y                   | JCHSEM       |
| Windstorms                  | H                         | H                         | Y                   | JCHSEM       |
| Hurricanes                  | N/A                       | N/A                       | N/A                 | N/A          |
| Drought                     | H                         | M                         | Unknown             | FEMA, JCHSEM |
| Tornadoes                   | M                         | M                         | Y                   | NWS          |
| Hailstorms                  | H                         | M                         | Y                   | JCHSEM       |
| Extreme Summer Heat         | M                         | M                         | Unknown             | JCHSEM       |
| Wildfire Hazards            | M                         | M                         | Unknown             | USFS, JCHSEM |
| Urban Interface Fires       | L                         | L                         | Unknown             | JCHSEM       |
| Land Subsidence             | L                         | L                         | Unknown             | USGS, JCHSEM |
| Landslides                  | M                         | L                         | Unknown             | USGS, JCHSEM |
| Earthquakes                 | M                         | L                         | Unknown             | USGS, JCHSEM |
| Expansive Soils             | L                         | L                         | N                   | USGS, JCHSEM |
|                             |                           |                           |                     |              |
| Fires                       | M                         | H                         | Y                   | JCHSEM       |
| Hazardous Materials Events  | M                         | M                         | Unknown             | JCHSEM       |
| Terrorism (including Bio-   | L                         | M                         | N                   | JCHSEM       |

|                   |     |     |     |        |
|-------------------|-----|-----|-----|--------|
| terrorism)        |     |     |     |        |
| Dam Failures      | L   | L   | N   | JCHSEM |
| Nuclear Accidents | N/A | N/A | N/A | N/A    |

Key: H= High, M=Moderate, L=Low, N/A = Not Applicable, Unknown = Historic Data Unavailable, JCHSEM = Jefferson County Office of Homeland Security & Emergency Management, NWS = National Weather Service, FEMA = Federal Emergency Management Agency, USFS = United States Forestry Service, USGS = United States Geologic Survey Source: Jefferson County Risk Assessment & All Hazards Plan, 2003 Edwards & Kelcey, Inc.

### Floods

Flooding is defined as a general and temporary condition of partial or complete inundation of normally dry land areas from: the overflow of inland or tidal waters; the unusual and rapid accumulation or runoff of surface waters from any source; or mudflows or the sudden collapse of shoreline land. Flooding is arguably the highest priority natural hazard in Jefferson County. This is largely due to the physical geography of the county, which includes several rivers and creeks as well as a varied topography.

Located at the confluence of the Potomac and Shenandoah Rivers, Jefferson County is separated into three major drainage divides by the County's rolling topography. The Shenandoah River has a drainage area of 247 square miles at the downstream county boundary. Its average channel slope within Jefferson County is approximately 4.6 feet per mile. Between these drainage divides are a network of 22 major streams that feed into the two aforementioned rivers and Opequon Creek. Opequon Creek has a drainage area of 8.0 square miles and an average channel slope of approximately 56 feet per mile. Most streams in the County flow in a northwest-southeast orientation toward the Opequon or Shenandoah. Turkey Run, one of the largest streams, has a total drainage area of 8.0 square miles and its average channel slope within Jefferson County is approximately 50 feet per mile. Evitts Run, another large stream, has a drainage area of 17.91 square miles. Its headwaters are in central Jefferson County and flows eastward to the Shenandoah River. Flowing Springs Run, an additional large stream, has a drainage area of 7.88 square miles. It heads just north of Ranson and flows eastward to the Shenandoah River. Almost all of these streams are spring fed, thus resulting in the intermingling of surface and subsurface waters. Regardless of their origin, all waters ultimately flow into the lower Potomac River and the Chesapeake Bay.

Identification of floodplain areas within the county and the incorporated municipalities was based on the most recent Flood Insurance Rate Maps (FIRM) produced by FEMA. Map 1, titled "Flood Hazard Areas" and located at the end of this section of the plan, displays the locations of all of the major water bodies in the county and delineates the 100-year floodplain boundaries (Zone A). These are areas that have a one percent chance of equaling or exceeding the recorded base flood elevation during any year. Based on this map four out of the five incorporated municipalities have 100-year floodplains within their jurisdictions. Bolivar is the only municipality without a designated floodplain within its boundary. While Bolivar may not have a mapped floodplain according to FEMA it is not completely without flooding problems. According to the Bolivar Comprehensive Plan nuisance flooding impacts many roads due to poorly designed and maintained drainage systems. Map 1 also shows several areas in the unincorporated portions of the county where 100-year floodplains have been identified.

### **Structure Fires**

Fire is the most common threat to animal facilities. A fire in an animal facility could necessitate the activation of the animals in disaster plan to provide rescue, emergency veterinary care, and transportation to veterinary clinics or alternate shelter sites.

### **Land Subsidence**

The term land subsidence (commonly named sink-holes) refers to any failures in the ground that cause collapses in the earth's surface. Land subsidence can be caused by natural processes, such as the dissolving of limestone underground, an earthquake, or volcanic activity. It can also be the result of human actions such as withdrawal of subsurface fluids or underground mining. Approximately 86% of Jefferson County lies on a geologic formation known as karst, which is prone to sink holes, a type of land subsidence. Comprised predominantly of fractured limestone, this formation covers most of the county between the Shenandoah River and Opequon Creek. Topographically, this formation is characterized by fertile soils and sinkholes that are created when the carbonate rock beneath is eroded by subsurface water to the point where the structure collapses, creating a crater on the land surface. This formation is very porous and allows for the transmission of liquid from the surface of the soil to the aquifer below, which provides most residents with their drinking water.

### **Landslide**

Landslides are defined as any downward movement of a slope and materials under the force of gravity. The term landslide includes a wide range of ground movement, such as rock falls, deep failure of slopes, and shallow debris flows. Landslides are influenced by human activity (mining and construction of buildings, railroads, and highways) and natural factors (geology, precipitation, and topography). Landslides occur when masses of rock, earth, or debris move down a slope. Therefore, gravity acting on an overly steep slope is the primary cause of a landslide. Storms, fires, or human modifications to the land typically activate landslides.

### **Earthquake**

An earthquake is a sudden motion or trembling that is caused by a release of strain accumulation within or along the edge of Earth's tectonic plates. The severity of these effects is dependent on the amount of energy released from the fault or epicenter. The effects of an earthquake can be felt far beyond the site of its occurrence. Earthquakes usually occur without warning and after just a few seconds can cause massive damage and extensive casualties. Common effects of earthquakes are ground motion and shaking, surface fault ruptures, and ground failure.

### **Technological Hazards**

The term technological hazard refers to the origins of incidents that can arise from human activities such as the manufacture, transportation, storage, and use of hazardous materials. For the purposes of this risk assessment it is assumed that technological emergencies are accidental and that their consequences are unintended.

Hazardous materials incidents typically take two forms, fixed facility incidents and transportation incidents. The major difference between the two is that it is reasonably possible to identify and prepare for a fixed site incident, because laws require those facilities to notify state

and local authorities about what is being used or produced there. Transportation incidents are substantially harder to prepare for, however, because it is difficult to determine what material(s) could be involved until the accident actually happens.

The threat of contamination or explosion may cause the evacuation of an area or entire community on short notice. Plans need to be in place to deal with animals left behind by their owners in evacuation situations or contaminated by hazardous materials as they evacuate *with* their owners.

### **Terrorism**

The term terrorism refers to intentional criminal and malicious acts. For the purposes of this risk assessment terrorism refers to the use of Weapons of Mass Destruction (WMD), including, biological, chemical, nuclear, and radiological weapons; arson, incendiary, explosive, and armed attacks; industrial sabotage and intentional hazardous materials releases; and cyber terrorism. Possible scenarios involving animals include terrorist acts in the community at large commercial agriculture operations, the release of hazardous materials into populated areas, or an event that triggers the evacuation of a community.

### **Severe Winter Storms**

Winter storms vary in size and strength and can be accompanied by strong winds that create blizzard conditions and dangerous wind chill. There are three categories of winter storms. A blizzard is the most dangerous of all winter storms. It combines low temperatures, heavy snowfall, and winds of at least 35 miles per hour (mph), reducing visibility to only a few yards. A heavy snowstorm is one that drops 4 or more inches of snow in a 12-hour period. An ice storm occurs when moisture falls and freezes immediately upon impact. All of Jefferson County is equally at risk from severe winter storm events. Winter storms may mean extremely low temperatures, power outages, disruption of deliveries of animal feed, roofs collapsing under the weight of ice or snow, and trees falling on containment areas for animals.

### **Severe Thunderstorms/Lightning**

A severe thunderstorm as defined by the National Weather Service is a storm with hail equal to or greater than 3/4" in diameter or convective wind gusts equal to or greater than 58 mph. Lightning and general thunderstorm wind gusts pose a threat to life and/or property. Severe thunderstorms also have the potential of producing a tornado with little or no advanced tornado warning. Based on historical evidence it is assumed that all of Jefferson County is equally at risk from severe thunderstorm events.

### **Windstorms**

For the purposes of this risk assessment windstorms are destructive wind events that occur with or without the presence of other storm events, such as tornados or severe thunderstorms. Localized geographic conditions can exacerbate the damages from high winds and cause increases in wind intensity. Jefferson County has experienced high wind damages in the past and can expect wind-related problems in the future. This assessment assumes that the risks from high wind events are equally distributed throughout the county.

### **Tornadoes**

A tornado is a violently rotating column of air extending from a thunderstorm to the ground. The most violent tornadoes are capable of tremendous destruction with wind speeds of 250 mph or more. Damage paths can be in excess of 1 mile wide and 50 miles long. Tornadoes are among the most unpredictable of weather phenomena. Tornadoes can occur in any state in the U.S. but are more frequent in the Midwest, Southeast, and Southwest.

### **Drought**

Drought refers to an extended period of deficient rainfall relative to the statistical mean for a region. Drought can be defined according to meteorological, hydrological, and agricultural criteria. Meteorological drought is qualified by any significant deficit of precipitation. Hydrological drought is manifest in noticeably reduced river and stream flow and critically low groundwater tables. The term agricultural drought indicates an extended dry period that results in crop stress and harvest reduction. Animal owners need to have adequate water for their animals and know what to do to get water in emergency situations for their livestock.

### **Hailstorms**

Hailstorms occur when freezing water in thunderstorm type clouds accumulates in layers around an icy core. Hail causes damage by battering crops, structures, automobiles, and transportation systems. When hailstorms are large (especially when combined with high winds), damage can be extensive. Based on available data at the state level it is assumed that the entire county is at moderate risk from hailstorms.

### **Wildfires**

A wildfire is an uncontrolled fire spreading through vegetative fuels, exposing and possibly consuming structures. They often begin unnoticed and spread quickly and are usually signaled by dense smoke that fills the area for miles around. Naturally occurring and non-native species of grasses, brush, and trees fuel wildfires. The smoke and heat of wildfires can pose problems for animals, as much as the fire itself.

## **Animals in Jefferson County & Their Locations**

A rough estimate of the number of animals in Jefferson County was made by using a formula that was developed by the Humane Society of the United States (HSUS). The number of households in Jefferson County for 2007 are 20,256 (data provided by Claritas - demographic data and target marketing research information company). We then used the percentage table developed by HSUS to estimate the number of households in the community that own dogs, cats, birds and horses. We then multiplied those numbers by the average number of each species owned per household to reach an approximated total.

Dogs:  $20,256 \times 36.5\% = 73,393.44 \times 1.52 = 11,238$

Cats:  $20,256 \times 30.9\% = 6,259.104 \times 1.95 = 12,205$

Birds:  $20,256 \times 5.7\% = 1,154.592 \times 2.16 = 2,494$

Horses:  $20,256 \times 2.0\% = 405.12 \times 2.54 = 1,029$

The WV Department of Agriculture will coordinate the care and/or disposal of domestic animals, including companion animals, agricultural animals and horses

## **Disaster Plans for Companion Animals**

*When disaster strikes, always keep your pets with you. If it isn't safe for you to stay put, it isn't safe for your pets.*

Hurricanes, floods, wildfires, hazardous material spills—disasters can strike anytime, anywhere. If you think you will never have to evacuate unless you live in a flood plain, near an earthquake fault line or in a coastal area, you may be tragically mistaken. It is imperative that you make preparations to evacuate your family and your pets in any situation. In the event of a disaster, proper preparation will pay off with the safety of your family and pets.

### **If You Evacuate, Take Your Pets**

The single most important thing you can do to protect your pets is to take them with you when you evacuate. Animals left behind in a disaster can easily be injured, lost, or killed. Animals left inside your home can escape through storm-damaged areas, such as broken windows. Animals turned loose to fend for them self are likely to become victims of exposure, starvation, predators, contaminated food or water, or accidents. Leaving dogs tied or chained outside in a disaster is a death sentence.

- If you leave, even if you think you may be gone only for a few hours, take your animals. Once you leave, you have no way of knowing how long you'll be kept out of the area, and you may not be able to go back for your pets.
- Leave early—don't wait for a mandatory evacuation order. An unnecessary trip is far better than waiting too long to leave safely with your pets. If you wait to be evacuated by emergency officials, you may be told to leave your pets behind.

### ***Don't Forget ID***

Your pets should be wearing up-to-date identification at all times. It's a good idea to include the phone number of a friend or relative outside your immediate area—if your pet is lost, you'll want to provide a number on the tag that will be answered even if you're out of your home.

### ***Find a Safe Place Ahead of Time***

Since evacuation shelters don't accept pets (except for service animals), you must plan ahead to ensure that your family and pets have a safe place to stay. Don't wait until disaster strikes to do your research.

- Contact hotels and motels outside your immediate area to check policies on accepting pets. Ask about any restrictions on number, size, and species. Ask if "no pet" policies would be waived in an emergency. Make a list of pet-friendly places and keep it handy. Call ahead for a reservation as soon as you think you might have to leave your home.
- Check with friends, relatives, or others outside your immediate area. Ask if they would be able to shelter you and your animals or just your animals, if necessary. If you have more than one pet, you may have to be prepared to house them separately.

- Make a list of boarding facilities and veterinary offices that might be able to shelter animals in emergencies; include 24-hour telephone numbers.
- Ask your local animal shelter if it provides foster care or shelter for pets in an emergency. This should be your last resort, as shelters have limited resources and are likely to be stretched to their limits during an emergency.

### ***If You Don't Evacuate***

If your family and pets must wait out a storm or other disaster at home, identify a safe area of your home where you can all stay together.

- Keep dogs on leashes and cats in carriers, and make sure they are wearing identification.
- Have any medications and a supply of pet food and water inside watertight containers, along with your other emergency supplies.

### ***As the Disaster Approaches***

Don't wait until the last minute to get ready. Warnings of hurricanes or other disasters may be issued hours, or even days, in advance.

- Call to confirm emergency shelter arrangements for you and your pets.
- Bring pets into the house and confine them so you can leave with them quickly if necessary. Make sure each pet and pet carrier has up-to-date identification and contact information. Include information about your temporary shelter location.

Make sure your disaster supplies are ready to go, including your pet disaster kit.

### ***In Case You're Not Home***

An evacuation order may come, or a disaster may strike, when you're at work or out of the house.

- Make arrangements well in advance for a trusted neighbor to take your pets and meet you at a specified location. Be sure the person is comfortable with your pets, knows where your animals are likely to be, knows where your disaster supplies are kept, and has a key to your home.

If you use a pet-sitting service, it may be able to help, but discuss the possibility well in advance.

## *After the Storm*

Planning and preparation will help you weather the disaster, but your home may be a very different place afterward, whether you have taken shelter at home or elsewhere.

- Don't allow your pets to roam loose. Familiar landmarks and smells might be gone, and your pet will probably be disoriented. Pets can easily get lost in such situations.
- For a few days, keep dogs on leashes and keep cats in carriers inside the house. If your house is damaged, they could escape and become lost.
- Be patient with your pets after a disaster. Try to get them back into their normal routines as soon as possible, and be ready for behavioral problems that may result from the stress of the situation. If behavioral problems persist, or if your pet seems to be having any health problems, talk to your veterinarian.

### *Evacuation Planning:*

You may not be in a flood zone or have to flee wildfire, but even a hazardous material incident on a nearby street could force you to evacuate. It pays to be prepared!

### *Other Evacuation Tips*

- All mobile home residents should evacuate at the first sign of a disaster.
- Evacuate to the safest location you can that's as close as possible to home. Long-distance evacuation can be a problem when highways are crowded.

## *Companion Animals Disaster Supply Kit*

### **CATS**

#### Food

Have at least a two-week supply of cat food at all times. Use the brand of food that your cat is currently eating. If your cat eats canned cat food, buy pop-top cans of food small enough to be used at one feeding. Rotate food at least once every 3 months. Store dry cat food in an airtight, waterproof container. Include supplies for feeding. Have an extra feeding dish, spoon, and a manual can opener in your disaster supplies.

#### Water

Have at least a two-week supply of water at all times. Remember that if tap water is not suitable for human consumption, it is also not suitable for animal consumption. Store water in plastic containers and keep in a cool, dark place. Rotate water at least once every two months.

#### Sanitation

Have a small litter box and scoop in your disaster supplies. Have a two-week supply of litter. Also have plastic bags for waste disposal.

### Cleaning Supplies

Have a small container of dish soap for cleaning purposes. Have paper towels for drying the animal dishes and for other cleanup.

### Collar and Tag

Have a proper fitting break-away collar and tag on your cat at all times, and keep an extra collar in your disaster supplies in case the permanent one gets lost. Have a spare temporary tag that you can write on if you are going to be living somewhere else temporarily. You may also want to consider microchipping your cat as a more permanent form of identification.

### Harness and Leash

You should have a proper fitting harness and leash in your disaster supplies so if you have to keep your cat confined in its carrier for an extended period of time, you have a secure way to take the cat out of the cage and get some exercise.

### Confining your Cat

You should have a travel carrier or cage to transport your cat if you should have to evacuate and/or if you should have to confine your cat following the disaster. Be sure the cage is large enough to give the cat room to spread out and have room for a food dish, water dish and possibly a small litter pan. If your cat plays with toys, include a few to keep it entertained.

### Pictures

You should have in your disaster supplies some current photographs of your cat to use in case your cat gets lost during or after the disaster. Take pictures that show different sides of the cat, because many cats look alike. Be sure to include yourself in some of the pictures in case you have to show proof of ownership.

### Medical Records

You should have a copy of your cat's most recent medical records, including your vet's contact information, rabies tag number and other inoculations. Keep this with your pet's disaster supplies. If your cat is on long-term medication, always have a 2-week supply on-hand.

### First Aid Kit and Book

You should have a basic first aid kit and first aid book for cats in your disaster supplies. Here are the basics:

- Conforming bandages (3 X 5)
- Absorbent gauze pads (4 X 4)
- Absorbent gauze pad (3 X 1 yard)
- Q-Tips (1 Box)
- Antiseptic Wipes
- Emollient Cream
- Tweezers
- Scissors
- Instant Cold Pack
- Latex Disposable Gloves

### General things to add:

A towel or soft blanket that your cat is used to sleeping on or with  
Familiar Cat toys  
Brush or comb  
Flea medication

## **DOGS**

### Food

Have at least a two-week supply of dog food at all times. Use the brand that your dog is currently eating. If your dog eats canned dog food, buy pop-top cans of food small enough to be used at one feeding. Rotate food at least once every 3 months.

Store dry food in an airtight, waterproof container and include supplies for feeding. Have an extra feeding dish, spoon, and manual can opener.

### Water

Have at least a two-week supply of water at all times. Remember that if tap water is not suitable for human consumption, it is also not suitable for animal consumption. Store water in plastic containers and keep in a cool, dark place. Rotate water at least once every two months.

### Sanitation

Have a pooper scooper or disposable pooper scooper bags in your disaster supply kit. Have some sealable plastic bags for disposing of your dog's waste.

### Cleaning Supplies

Have a small container of dish soap for cleaning purposes. Have paper towels for drying the animal dishes and for other cleanup. You will also need a disinfectant to clean your dog's cage.

### Collar and Tag

Have a proper fitting break-away collar and tag on your dog at all times, and keep an extra collar in your disaster supplies in case the permanent one gets lost. Have a spare temporary tag that you can write on if you are going to be living somewhere else temporarily. Also, keep a proper fitting dog harness and at least a 6-foot leash with your disaster supplies to walk your dog. A dog can pull out of a collar, but not from a harness. You may also want to consider micro-chipping your dog as a more permanent form of identification.

### Harness and Leash

You should have a proper fitting harness and leash in your disaster supplies so if you have to keep your dog confined in its carrier for an extended period of time, you have a secure way to take the dog out of the cage and get some exercise.

### Confining your Dog

You should have a travel carrier or cage to transport your dog if you should have to evacuate and/or if you should have to confine your dog following the disaster. Be sure the cage is large enough to give the dog room to spread out and have room for a food dish, and water dish. A tie-out stake and chain is also good to let your dog get some exercise. Be sure that the stake is placed somewhere that the dog is protected from the elements and other aggressive animals. If your dog plays with toys, include a few to keep him entertained.

### Pictures

You should have in your disaster supplies some current photographs of your dog to use in case your dog gets lost during or after the disaster. Take pictures of your dog from all sides since many dogs look alike. Be sure to include yourself in some of the pictures in case you have to show proof of ownership.

### Medical Records

You should have a copy of your dog's most recent medical records, including your vet's contact information, rabies tag number and other inoculations. Keep this with your pet's disaster supplies. If your dog is on long-term medication, always have a 2-week supply on-hand.

### First Aid Kit and Book

You should have a basic first aid kit and a first aid book for dogs in your disaster supplies. Here are the basics:

Conforming bandages (3 X 5)  
Absorbent gauze pads (4 X 4)  
Absorbent gauze pad (3 X 1 yard)  
Q-Tips (1 Box)  
Antiseptic Wipes  
Emollient Cream  
Tweezers  
Scissors  
Instant Cold Pack  
Latex Disposable Gloves  
A proper fitting muzzle.

## **Deluxe First Aid Kit for Pets**

Scissors - To cut coflex tape, gauze and to clip hair around wounds.

Biocaine Lotion - For treatment of wounds, abrasions, minor burns and hot spots.

Gauze Pads - To clean, cover and cushion injuries.

Alcohol Prep Pads - Use to clean scissors, tweezers, and hands. (Do not use on wounds.)

Cold Pack - Use to reduce swelling or pain. Do not leave animal when in use to avoid digestion.

Vet Wrap - A flexible bandage used to wrap and stabilize injuries.

Providone - Iodine Ointment - Provides antiseptic action in the prevention of infection in burns, lacerations and abrasions.

Gloves - To protect hands and prevent contamination of open wounds, burns and abrasions.

Opticlear (A gentle eye wash) Read and follow individual package directions provided on bottle.

Iodine Prep Solution - Antiseptic solution for cleansing wounds or burn. (Caution: Follow directions on label).

Emergency Blanket - Prevents shock by preserving animal's body heat. Can also be used to protect a car if the animal is vomiting or bleeding.

Gauze Rolls - To cover and protect injured areas. Gauze roll can also be used to fashion a temporary muzzle. (Even a loving animal may bite if they have been injured or are sick.)

Triple Antibiotic ointment - Inhibits bacterial growth in cuts and abrasions. Promotes wound healing. (Caution: Read and follow directions on the label).

Tweezers - To gently remove foreign objects from skin and paws.

## Disaster Plans for Agricultural Animals

Preparing for disasters is important for all animals, but it is particularly important for livestock because of the animals' size and their shelter and transportation needs. Disasters can happen anywhere and anytime. Anything from barn fires to hazardous materials spills to train derailments happen everyday in our country, any of which can cause the need for an evacuation of you and your animals to a safer area or a need to shelter in place.

### Take Precautions

- Make a disaster plan to protect your property, your facilities, and your animals. Create a list of emergency telephone numbers, including those of your employees, neighbors, veterinarian, state veterinarian, poison control, local animal shelter, animal care and control, county extension service, local agricultural schools, trailering resources, and local volunteers.
- Include a contact person outside the disaster area. Make sure all this information is written down and that everyone has a copy.
- Make sure every animal has durable and visible identification.
- Ensure that poultry have access to high areas in which to perch, if they are in a flood-prone area, as well as to food and clean water.
- Reinforce your house, barn, and outbuildings with hurricane straps and other measures. Perform regular safety checks on all utilities, buildings, and facilities on your farm.
- Use only native and deep-rooted plants and trees in landscaping (non-native plants are less durable and hardy in your climate and may become dislodged by high winds or broken by ice and snow).
- Remove all barbed wire, and consider rerouting permanent fencing so that animals may move to high ground in a flood and to low-lying areas during high winds.
- Install a hand pump and obtain enough large containers to water your animals for at least a week (municipal water supplies and wells are often contaminated during a disaster).
- Identify alternate water and power sources. A generator with a safely stored supply of fuel may be essential, especially if you have electrical equipment necessary to the well being of your animals.
- Secure or remove anything that could become blowing debris; make a habit of securing trailers, propane tanks, and other large objects. If you have boats, feed troughs, or other large containers, fill them with water before any high wind event. This prevents them from blowing around and also gives you an additional supply of water.
- If you use heat lamps or other electrical machinery, make sure the wiring is safe and that any heat source is clear of flammable debris.
- Label hazardous materials and place them all in the same safe area. Provide local fire and rescue and emergency management authorities with information about the location of any hazardous materials on your property.
- Remove old buried trash—a potential source of hazardous materials during flooding that may leech into crops, feed supplies, water sources, and pasture.
- Review and update your disaster plan, supplies, and information regularly.

## **Sheltering in Place**

If evacuation is not possible, a decision must be made whether to confine large animals to an available shelter on your farm or leave them out in pastures. Owners may believe that their animals are safer inside barns, but in many circumstances, confinement takes away the animals' ability to protect them self. This decision should be based on the type of disaster and the soundness and location of the sheltering building.

Survey your property for the best location for animal sheltering. If your pasture area meets the following criteria, your large animals may be better off out in the pasture than being evacuated:

- No exotic (non-native) trees, which uproot easily
- No overhead power lines or poles
- No debris or sources of blowing debris
- No barbed wire fencing (woven wire fencing is best)
- Not less than one acre in size (if less than an acre, your livestock may not be able to avoid blowing debris).

If your pasture area does not meet these criteria, you should evacuate. Whether you evacuate or shelter in place, make sure that you have adequate and safe fencing or pens to separate and group animals appropriately. Work with your state department of agriculture and county extension service. If your animals cannot be evacuated, these agencies may be able to provide on-farm oversight. Contact them well in advance to learn their capabilities and the most effective communication procedure.

## **Barn Fires: The Most Common Disaster**

Preventing barn fires and being prepared in the event of a fire can mean the difference between life and death for your livestock. Knowledge of the danger of fires and how to deal with them is of the greatest importance and should be an ongoing concern to livestock owners.

### **Fire Prevention Is Key**

- Prohibit smoking in or around the barn. A discarded cigarette can ignite dry bedding or hay in seconds.
- Avoid parking tractors and vehicles in or near the barn. Engine heat and backfires can spark a flame. Also, store other machinery and flammable materials outside the barn.
- Inspect electrical systems regularly and immediately correct any problems. Rodents can chew on electrical wiring and cause damage that can quickly become a fire hazard.
- Keep appliances to a minimum in the barn. Use only when someone is in the barn.
- Install a sprinkler system.
- Be sure hay is dry before storing it. Hay that is too moist may spontaneously combust. Store hay outside of the barn in a dry, covered area when possible.

## **Be Prepared for a Fire**

- Mount fire extinguishers in all buildings, especially at all entrances. Make sure they are current and that your family and employees know how to use them.
- Keep aisles, stall doors, and barn doors free of debris and equipment.
- Have a planned evacuation route for every area of your farm, and familiarize all family members and employees with your evacuation plans.
- Post emergency telephone numbers at each telephone and at each entrance. Emergency telephone numbers should include those of the veterinarian, emergency response personnel, and qualified livestock handlers. Also, keep your barn's street address clearly posted to relay to the 911 operator or your community's emergency services.
- Be sure your address and the entrance to your farm are clearly visible from the main road.
- Install smoke alarms and heat detectors in all buildings. New heat sensors can detect rapidly changing temperatures in buildings. Smoke detectors and heat sensors should be hooked up to sirens that will quickly alert you and your neighbors to a possible fire.
- Host an open house for emergency services personnel in your area to familiarize them with the layout of your property. Provide them with tips on handling your animals or present a mini-seminar with hands-on training.
- Familiarize your animals with emergency procedures and common things they would encounter during a disaster.
- Try to desensitize them to flashlights and flashing lights.

## **In the Event of a Barn Fire**

- Immediately call 911 or your local emergency services.
- Do not enter any building if it is already engulfed in flames.
- If it is safe for you to enter the barn, evacuate animals starting with the most accessible ones.
- Move animals quickly to a fenced area far enough from the fire and smoke. Never let animals loose in an area where they are able to return to a burning building.

## **Evacuation Planning**

- The leading causes of death of large animals in hurricanes and similar events are collapsed barns, dehydration, electrocution, and accidents resulting from fencing failure. If you own farm animals, you should take precautions to protect them from these hazards, no matter what the disaster potential for your area.
- Evacuate animals as soon as possible. Be ready to leave once the evacuation is ordered. In a slowly evolving disaster, such as a hurricane, leave no later than 72 hours before anticipated landfall, especially if you will be hauling a high profile trailer such as a horse trailer. Remember: Even a fire truck fully loaded with water is considered "out of service" in winds exceeding 40 mph. If there are already high winds, it may not be possible to evacuate safely.
- Arrange for a place to shelter your animals. Plan ahead and work within your community to establish safe shelters for farm animals. Potential facilities include fairgrounds, other farms, racetracks, humane societies, convention centers, and any other safe and

appropriate facilities you can find. Survey your community and potential host communities along your planned evacuation route.

- Contact your local emergency management authority and become familiar with at least two possible evacuation routes well in advance.
- Set up safe transportation. Trucks, trailers, and other vehicles suitable for transporting livestock (appropriate for transporting each specific type of animal) should be available, along with experienced handlers and drivers.
- Take all your disaster supplies with you or make sure they will be available at your evacuation site. You should have or be able to readily obtain feed, water, veterinary supplies, handling equipment, tools, and generators if necessary.
- If your animals are sheltered off your property, make sure they remain in the groupings they are used to. Also, be sure they are securely contained and sheltered from the elements if necessary, whether in cages, fenced-in areas, or buildings.

### **Farm Disaster Kit**

Make a disaster kit so you have supplies on hand in the event of a disaster. Place the kit in a central location and let everyone know where it is. Check the contents regularly to ensure fresh and complete supplies. Include the following items and add items that you use every day:

- Current list of all animals, including their location and records of feeding, vaccinations, and tests. Make this information available at various locations on the farm. Make sure that you have proof of ownership for all animals.
- Supplies for temporary identification of your animals, such as plastic neckbands and permanent markers to label your animals with your name, address, and telephone number.
- Basic first aid kit.
- Handling equipment such as halters, cages, and appropriate tools for each kind of animal.
- Water, feed, and buckets. Tools and supplies needed for sanitation.
- Disaster equipment such as a cell phone, flashlights, portable radios, and batteries.
- Other safety and emergency items for your vehicles and trailers.
- Food, water, and disaster supplies for your family.

## **Disaster Plans for Horses**

### **Why Horse Owners Need to Be Prepared**

Disaster preparedness is important for all animals, but it takes extra consideration for horses because of their size and their transportation needs. If you think disasters happen only if you live in a flood plain, near an earthquake fault line or in a coastal area, you may be tragically mistaken. Disasters can happen anywhere and can take many different forms, from barn fires to hazardous materials spills to propane line explosions, and train derailments—all of which may necessitate evacuation. It is imperative that you are prepared to move your horses to a safe area.

During an emergency, the time you have to evacuate your horses will be limited. With an effective emergency plan, you may have enough time to move your horses to safety. If you are unprepared or wait until the last minute to evacuate, you could be told by emergency management officials that you must leave your horses behind. Once you leave your property, you have no way of knowing how long you will be kept out of the area. If left behind, your horses could be unattended for days without care, food, or water. To help avoid this situation, we have prepared information and suggestions to help you plan for emergencies.

### **Barn Fires: The Leading Disaster for Horse Owners**

Preventing barn fires and being prepared in the event of a fire can mean the difference between life and death for your horses. Knowledge of the danger of fires and how to deal with them are of the greatest importance and should be an ongoing concern to horse owners.

### **Fire Prevention Is Key**

- Prohibit smoking in or around the barn. A discarded cigarette can ignite dry bedding or hay in seconds.
- Avoid parking tractors and vehicles in or near the barn. Engine heat and backfires can spark a flame.
- Also store other machinery and flammable materials outside the barn.
- Inspect electrical systems regularly and immediately correct any problems. Rodents can chew on electrical wiring and cause damage that quickly becomes a fire hazard.
- Keep appliances to a minimum in the barn. Use stall fans, space heaters, and radios only when someone is in the barn.
- Be sure hay is dry before storing it. Hay that is too moist may spontaneously combust. Store hay outside the barn in a dry, covered area when possible.

### **Be Prepared for a Barn Fire: It Can Save Your Horse's Life**

- Keep aisles, stall doors, and barn doors free of debris and equipment.
- Mount fire extinguishers around the stable, especially at all entrances.
- Have a planned evacuation route for every stall in the barn.
- Familiarize employees and horse handlers with your evacuation plans.

- Post emergency telephone numbers at each telephone and at each entrance. Emergency telephone numbers should include those of the barn manager, veterinarian, emergency response, and other qualified horse handlers.
- Also keep your barn's street address clearly posted to relay to the 911 operator or your community's emergency services.
- Be sure your address and the entrance to your property are clearly visible from the main road.
- Consider installing smoke alarms and heat detectors throughout the barn. New heat sensors can detect rapidly changing temperatures in your barn. The heat sensors should be hooked up to sirens that will quickly alert you and your neighbors to a possible barn fire.
- Host an open house for emergency services personnel in your area to familiarize them with the layout of your property. Provide them with tips on horse handling or present a miniseminar with hands-on training for horse handling.
- Familiarize your horses with emergency procedures and common activities they would encounter during a disaster. Try to desensitize them to flashlights and flashing lights.

### **In the Event of a Barn Fire**

- Immediately call 911 or your local emergency services.
- Do not enter the barn if it is already engulfed in flames.
- If it is safe for you to enter the barn, evacuate horses one at a time starting with the most accessible horses. Be sure to put a halter and lead rope on each horse when you open the stall door. Be aware that horses tend to run back into burning barns out of fear and confusion.
- Blindfold horses only if absolutely necessary. Many horses will balk at a blindfold, making evacuation more difficult and time consuming.
- Move your horses to paddocks close enough to reach quickly but far enough from the barn that the horses will not be affected by the fire and smoke. Never let horses loose in an area where they are able to return to the barn.
- After the fire, be sure to have all your horses checked by a veterinarian. Smoke inhalation can cause serious lung damage and respiratory complications. Horses are prone to stress and may experience colic after a fire.

### **Horse Evacuation Tips**

- Make arrangements in advance to have your horse trailered in case of an emergency. If you do not have your own trailer or do not have enough trailer space for all of your horses, be sure you have several people on standby to help evacuate your horses.
- Know where you can take your horses in an emergency evacuation. Make arrangements with a friend or another horse owner to stable your horses if needed. Contact your local animal care and control agency, agricultural extension agent, or local emergency management authorities for information about shelters in your area.
- Inform friends and neighbors of your evacuation plans. Post detailed instructions in several places—including the barn office or tack room, the horse trailer, and barn

entrances—to ensure they are accessible to emergency workers in case you are not able to evacuate your horses yourself.

- Place your horses' Coggins tests, veterinary papers, identification photographs, and vital information—such as medical history, allergies, and emergency telephone numbers (veterinarian, family members, etc.)—in a watertight envelope. Store the envelope with your other important papers in a safe place that can be quickly reached.
- Keep halters ready for your horses. Each halter should include the following information: the horse's name, your name, your telephone number, and another emergency telephone number where someone can be reached.
- Prepare a basic first aid kit that is portable and easily accessible.
- Be sure to have on hand a supply of water, hay, feed, and medications for several days for each horse you are evacuating.
- It is important that your horses are comfortable being loaded onto a trailer. If your horses are unaccustomed to being loaded onto a trailer, practice the procedure so they become used to it.

There may be times when taking your horses with you is impossible during an emergency. So you must consider different types of disasters and whether your horses would be better off in a barn or loose in a field.

## **Disaster Plans for Exotic Pets**

### **BIRDS**

Birds should be transported in a secure travel cage or carrier. In cold weather, wrap a blanket over the carrier and warm up the car before placing birds inside. During warm weather, carry a plant mister to mist the birds' feathers periodically. Do not put water inside the carrier during transport. Provide a few slices of fresh fruits and vegetables with high water content. Have a photo for identification and leg bands. If the carrier does not have a perch, line it with paper towels and change them frequently. Try to keep the carrier in a quiet area. Do not let the birds out of the cage or carrier.

### **REPTILES**

Snakes can be transported in a pillowcase but they must be transferred to more secure housing when they reach the evacuation site. If your snakes require frequent feedings, carry food with you. Take a water bowl large enough for soaking as well as a heating pad. When transporting house lizards, follow the same directions for birds.

### **POCKET PETS**

Small mammals (hamsters, gerbils, etc.) should be transported in secure carriers suitable for maintaining the animals while sheltered. Take bedding materials, food bowls, and water bottles.

Please check with your veterinarian about your exotic wildlife's needs preparing for and during a disaster. Find out what to do BEFORE a disaster strikes and have your plan in place.

## **Disaster Plans for Wildlife**

Displaced or injured native wildlife is a serious challenge during and after a disaster. Disaster relief for wildlife has a completely different set of rules and conditions than companion or agricultural animals. National and State fish and game experts recommend that all wildlife that is apparently uninjured be left alone. This is because the stress of being captured or confined may be harmful to the animal's health. Also, wild animals may carry diseases that are transmissible to people and/or domestic animals. Wild animals may also be susceptible to domestic animal's diseases. Finally, wild animals may become dependent upon the care and treatment that they receive while captive or confined. This reduces their chance of survival after they are released back into the wild.

You should NOT approach wildlife. If you spot injured wildlife during or after a disaster, you should contact the WV Division of Natural Resources (DNR).

Injured wildlife should be transported to licensed, qualified wildlife rehabilitation centers for treatment or euthanasia, upon the recommendation of the WV DNR Fish & Wildlife Division representative only.

Healthy wildlife should be released back into the wild when it is safe to do so and as close to their original place of capture as possible. West Virginia has very strict laws and policies about capturing and/or releasing wildlife. The WV Division of Natural Resources Fish & Wildlife Division will coordinate the care and/or disposal of wildlife.

## **Disposal of Carcasses**

A large-scale disaster may be accompanied by the death of numerous animals. These animals may range in size from very small (mouse) to very large (horse), and could be wildlife, pets, farm animals or a combination of all of these. Normal methods of disposal of dead animals may not be practical or achievable under disaster conditions. The death of one small mouse might be easily remedied. However, disposal of a herd of 100 dairy cattle or a flock of 50,000 chickens will present new challenges for disaster emergency services.

There is an element of urgency in disposal of carcasses. Not only are rotting carcasses a distasteful sight and smell, but they may present very real public health problems through contamination of water, contamination of food crops or stores, and as a source of infection for healthy animals and humans. Timely, appropriate disposal of carcasses will eliminate or lessen the possibility of these problems.

In the event of disaster, the disposal of carcasses must be coordinated with the Director of the Jefferson County Office of Homeland Security and Emergency Management. If needed, he can request the assistance of the WV Division of Homeland Security and Emergency Management to appoint an agency to properly dispose of the carcasses. The Director of the Jefferson County Office of Homeland Security and Emergency Management may also request the assistance of the Jefferson County Department of Health, the WV Department of Agriculture, the WV Department of Environmental Protection, USDA, US Fish & Wildlife, and other resources, as required.

While it may be tempting to try to salvage fresh dead farm animals for food, it is against the law to sell or donate meat that has not been inspected.

## **Responder Training/Exercises**

Three modules are available to be taken on-line from the FEMA/Emergency Management Institute Website. It is recommended that all persons who will be involved in any phase of emergency management for animals, complete these courses in the pre-disaster timeframe. There is no charge for these courses. They are:

**Animals in Disaster, Module I - Awareness and Preparedness**, FEMA IS-010, May, 1998

**Animals in Disaster, Module II - Community Planning**, FEMA IS-011, May, 1998

**Animals in Disaster, Module III - Livestock**, FEMA IS-111, August, 2002

**Emergency Animal Sheltering**, is intended to prepare volunteers to serve at emergency shelters for pets and animals evacuated or displaced from their homes because of a disaster. Types of shelters covered include pet-friendly shelters (people and their pets), alternate animal shelters (for the pets of displaced people), and evacuated animal shelters (where existing animal shelter must be moved). The skills learned are also useful in dealing with any large-scale animal sheltering operation. One day of classroom instruction and a half-day hands-on emergency sheltering scenario. Taught by The Humane Society of the United States, Disaster Services, 700 Professional Drive, Gaithersburg, MD 20879. For more information, call 301-258-3063.

### **Pet First Aid Class - American Red Cross**

Course length: 8 hours. Course fee: \$25.00.

This course is a handy reference guide for cat and dog emergencies. Created by the American Red Cross and The Humane Society of the United States, Pet First Aid provides assistance to people whose pets are ill or injured until professional veterinarian help can be obtained. Learn how to: set an injured leg or paw, safely handle your injured or ill pet, learn to perform CPR on your pet, control bleeding, deal with breathing emergencies. Contact the Eastern Panhandle Chapter, American Red Cross for details. (304) 725-5015.

**Volunteer Training from NOAH'S WISH.** National Disaster Response Team solely dedicated to rescuing and sheltering animals in both natural and man-made disasters. Comprehensive 3-Day in-field exercise will involve setting up a temporary animal shelter, similar to one that would be created during an actual disaster. To further authenticate the training, animals will be on-site periodically to help teach volunteers the animal intake process. Class is a combination of instructional teaching and hands-on. Cost is \$200 for new recruits. Contact 405-621-9616 for training schedules.

## **Public Awareness/Education Activities**

### **Pre-Disaster Timeframe:**

The Jefferson County Animals in Disaster Committee will be responsible to educate the public about the owner's responsibility to have a family disaster plan that includes their animals, to prepare an evacuation kit for their animals and about general disaster information intended for animal owners.

### **During the Emergency:**

Release of information will be done by the appointed Public Information Officer for Jefferson County. This includes information to the general public about rabies alerts, severe animal disease outbreaks, public service announcements, animal shelter information, lost animal information, etc.

## **Resources**

### **Temporary Boarding Facilities/Shelters for Animals**

#### **Briggs Animal Adoption Center**

Michael Mahrer

3794 Berryville Pike

Charles Town, WV 25414

Phone: (304) 724-6558 (Call at time of event to see what space that they may have available, as well as rules and regulations to follow at that time.)

The Briggs Animal Adoption Center is a private nonprofit animal welfare organization with a central mission to place companion animals in loving homes with compassionate people who will make lifelong commitments to them by accepting them as a member of their family. It relies solely on charitable contributions to achieve its mission and does not receive any financial assistance from local, state, or federal governments. The BAAC is a program of National Humane Educational Society from which it receives a portion of the financial resources necessary to carry out its animal care program services.

In times of disaster, BAAC has committed to providing space for displaced animals. They have large kennel areas for dogs and a cattery. They have a grooming area that can be used to house animals in a disaster event and they have acreage surrounding the center that could be used to fence larger animals.

#### **Jefferson County Animal Welfare Society**

Shelter Director

23 Poor Farm Road

Kearneysville, WV 25430

(304) 725-0589

The Animal Welfare Society of Jefferson County has served the community continuously for over 49 years. It was formed to provide care for suffering homeless and unwanted animals, to educate the public in respect to humane treatment of animals and to encourage the enforcement of laws against mistreatment of and cruelty of animals. The AWS shelter includes 10 dog runs, a cat room with 15 domiciles, an isolation room to accommodate 5 cages, a small office and reception area. In 1999, an additional 20 feet was added to the front of the building.

#### **Jefferson County Animal Control**

Donald Longerbeam, Animal Control Officer

Jess Ebersole, Animal Control Officer

Paula Aeillo, Animal Control Officer

Veronica Hillyard, Animal Control Officer

161 Poor Farm Road

Kearneysville, WV 25414

Phone: (304) 728-3289

Fax: (304) 728-4889

Hours: 8 a.m. - 5 p.m. Monday-Saturday

**PAWS**

P.O. Box 271  
1328 Washington Street  
Harpers Ferry, WV 25425  
(304) 535-2810

**PIGS, A Sanctuary**

Melissa Susko, Farm Manager  
1112 Persimmon Lane  
Shepherdstown, WV 25443  
(304) 262-0080

PIGS, Inc. A Sanctuary is a place of refuge for abused, abandoned, neglected or surrendered animals. The Sanctuary specializes in the care of potbellied pigs and farm pigs, but shelters other farm, exotic and domestic animals. Established in 1992, PIGS is located on a 54-acre farm near Shepherdstown. It has received national recognition for its efforts on behalf of potbellied pigs and other animals in need.

### **List of Other Locations that can House Animals**

Jefferson County Fairgrounds  
867 Fairground Lane  
Kearneysville, WV 25430  
(304) 724-1411  
President: Bob Gruber  
Vice President: Mike Alvarez  
Board Secretary: Jane M. Tabb  
Treasurer: Charlotte Vickers  
Manager: Todd Wilt, II

The fairgrounds can be used to house animals in the event of a disaster. They have a rabbit/poultry barn, stall barn for goats, stall barn for pigs, stall barn for sheep, two stall barns for cattle. Additionally, there is the show barn that can be used for additional space and buildings that are used for commercial spaces during the fair could house domestic animals in carriers.

Arrangements must be made with Fair Board before any animal is moved in.

## List of Veterinarians

Dr. Keith B. Berkeley, DVM  
315 E. 5<sup>th</sup> Avenue  
Ranson, WV  
(304) 725-1471

Dr. Norma K. Hough, DVM  
Apple Tree Animal Clinic  
900 N. Mildred Street  
Ranson, WV 25438  
(304) 725-8840

Dr. Douglas E. Allara  
Jefferson Animal Hospital  
231 N. Samuel Street  
Charles Town, WV 254142  
(304) 725-0428

Dr. Stan Carroll, DVM  
Dr. B.B. Butler, III, DVM  
Carroll Equine Clinic  
204 N. Forrest St.  
Ranson, WV 25438  
(304) 725-1752(304) 283-1487(C)  
**Horses Only**

Valley Equine Associates  
515 E. 5<sup>th</sup> Avenue  
Ranson, WV 25438  
**(Cattle Also)**  
(304) 725-1471

Dr. Dennis Dibbern, DVM  
Country Side Veterinary Clinic  
1382 South George Street  
Charles Town, WV 25414  
(304) 725-7663

Dr. Kevin S. Roberts, DVM  
Hillside Veterinary Hospital  
191 Augustine Avenue  
Charles Town, WV 25414  
(304) 728-2203

### 24 hour Emergency Care Facilities

Shenandoah Veterinary Hospital (24 hour)  
1152 Shepherdstown Road  
Martinsburg, WV 25402  
(304) 263-2112

Animal Emergency Hospital and Referral Center  
165 Fort Evans Rd  
Leesburg, VA 20176  
(703) 777-5755  
<http://www.criticalcareattlc.com/>

Blue Ridge Veterinary Associates, Inc. (24 hr care on weekends only)  
120 East Cornwell Lane  
Purcellville, Virginia 20132  
(540) 338-7387  
<http://pages.loudouncounty.com/pet/blueridge.htm>

Frederick Emergency Animal Hospital (24 hr care on weekends only)  
434 Prospect Avenue  
Frederick, MD 21701  
(301) 662-6622  
<http://www.frederickemergencyvet.com/>

Valley Emergency Veterinary Clinic, Ltd.  
164 Garber Lane  
Winchester, VA 22602  
(540) 662-7811

Mountain View Animal Emergency  
17747 Virginia Avenue  
Hagerstown, MD 21740  
(301) 733-7339  
[khumphries@mvae.info](mailto:khumphries@mvae.info)  
Open from 6pm on Fridays through 8am on Mondays

## Food and Supply Vendors

PAWs  
1328 Washington  
Bolivar, WV  
(304) 535-2810

Gower Feed, Inc.  
1208 N. Mildred Street  
Ranson, WV 25438  
(304) 728-7777

My Friend's Bowl  
219 S. Duke Street  
Shepherdstown, WV 25443  
(304) 876-6005  
[www.myfriendsbowl.com](http://www.myfriendsbowl.com)  
myfriendsbowl@comcast.com

PETCO  
Potomac Market Shopping Center  
217 Oak Lee Drive  
Ranson, WV 25438  
(304) 724-7973

Southern States  
222 N. Mildred Street  
Ranson, WV 25438  
(304) 725-7011

Wal-Mart  
4 Charles Town Plaza  
Charles Town, WV 25414  
(304) 728-2720

William Knode  
Southern States  
E. Washington Street & S. Princess Street  
Shepherdstown, WV 25443  
(304) 876-6900

## **Kennels, Groomers & Other Services**

Beverly Duarte  
Pampered Petz Pet Sitting  
P.O. Box 212  
Charles Town, WV 25414  
(304) 728-6859

Judy's Pet Sitting  
247 Rock Lane  
Harpers Ferry, WV 25425  
(304) 725-0855

Rrruffing It Camp for Dogs  
252 Vacation Way  
Hedgesville, WV  
(304) 754-5513

PETCO  
Potomac Market Shopping Center  
217 Oak Lee Drive  
Ranson, WV 25438  
(304) 724-7973

The Dog Spa  
Shepherdstown, WV 25443  
(304) 876-0860 Eugene

Yuppy Dog Pet Services  
Charles Town, WV 25414  
(304) 724-9998  
(267) 626-3489 CELL=Gina

Blue Ridge Pet Sitting  
Charles Town, WV 25414  
(304) 728-9894 or (703) 919-0203

Greensburg Bed & Biscuit  
Boarding & Grooming  
121 Buttonwood Lane  
Martinsburg, WV  
(304) 263-4485

Posh Pet Kennels  
202 Old Mill Road  
Martinsburg, WV  
(304) 264-4647

The Pet Companion  
(304) 728-0274  
(304) 820-4327

## State and National Resources

### **West Virginia Division of Homeland Security & Emergency Management**

Bldg. 1, Rm. EB-80

1900 Kanawha Blvd., East

Charleston, WV 25305

Phone: (304) 558-5380 Fax: (304) 344-4538 [Jimmy Gianato](mailto:Jimmy.Gianato@wvdhsem.gov), Director

<http://www.wvdhsem.gov/index.html>

### **West Virginia Department of Agriculture**

**Roy McCallister**

1900 Kanawha Blvd.

East Charleston, WV 25305

(304) 558-2214, X4530

(304) 553-1170 Cell

[rmccallister@ag.state.wv.us](mailto:rmccallister@ag.state.wv.us)

Dr. L. Joe Starcher

State Veterinarian

West Virginia Department of Agriculture

State Capitol

1900 Kanawha Blvd. E.

Charleston, WV 25305-0172

Phone: (304) 558-2214

(304) 558-2231(Fax)

E-mail: [jstarcher@ag.state.wv.us](mailto:jstarcher@ag.state.wv.us)

Website: [www.wvagriculture.org](http://www.wvagriculture.org)

### **West Virginia Division of Natural Resources (<http://www.wvdnr.gov/>)**

1900 Kanawha Boulevard, East

Capitol Complex, Building 3, Room 663

Charleston, WV 25305-0660

Phone: (304) 558-3315

Fax: (304) 558-2768

Law Enforcement:

State Capitol

Building 3, Room 837

1900 Kanawha Boulevard, E.

Charleston, WV 25305

(304) 558-2784

[Law@wvdnr.gov](mailto:Law@wvdnr.gov)

### **West Virginia State Public Health Veterinarian**

Department of Health/Human Resources  
Division of Surveillance & Disease Control  
350 Capitol St, Rm 125  
Charleston, WV 25301-3715  
Phone: (304) 558-5358  
Fax: (304) 558-6335  
E-mail: [junerooney@wvdhhr.org](mailto:junerooney@wvdhhr.org)

### **American Humane Association ([www.americanhumane.org](http://www.americanhumane.org))**

63 Inverness Drive, East  
Englewood, CO 80112  
(303) 792-9900 or (800) 227-4645 (Business hours Monday-Friday 8 a.m.-5p.m.  
Mountain Time)  
Fax: (303) 792-5333

As part of American Humane's mission to protect animals, their work involves protecting animals in the event of disasters—both man-made and natural. Through Red Star Emergency Services, American Humane comes to the rescue with disaster preparedness training, veterinary care, and a network of trained National Responders who can rescue animals from all types of dangerous situations. American Humane joined with Animal Planet—the “all animals, all the time” cable network to create the modern Animal Planet Rescue. The program features an **80 foot rolling rescue rig**, equipped to handle any kind of natural disaster. The Rescue Rig is also a touring educational, entertainment center that spreads the word to communities about how to prepare for and care for their animals during disasters. The Rescue Rig offers state-of-the-art rescue equipment to allow for safer and more efficient animal rescues. The custom-built semi-trailer features a **mobile veterinary clinic** to allow for on-site treatment; a **four-wheel-drive emergency ambulance**; **three rescue crafts for water rescues**; and a **high-tech communications center with fax machines, cellular phones, and computers** for up-to-the-minute contact with other emergency agencies in a disaster area. The truck can also **house 12 rescue personnel** and boasts a **portable corral for temporary care of livestock and horses**.

American Humane's **National Responder Program** is a cadre of volunteers selected by American Humane based on their abilities and experience in technical rescue, animal handling, or disaster management. Each responder is assigned to a response team. Each team comprises a team leader, a professional technical rescuer, and a professional with animal handling experience. (e.g. animal control officers, veterinarians, veterinary technicians). Support staff supplement the teams based on the needs of the team and the technical nature of the task. American Humane designs and maintains an “activation calendar” and each responder is on call for 14 consecutive days, four times a year, for a total of eight weeks. During the eight weeks, they are on call, responders are required to be ready to travel to a disaster site within six hours of being called. 24/7/365 there will always be a response team on call should a disaster strike.

**American Society for the Prevention of Cruelty to Animals ([www.aspca.org](http://www.aspca.org))**

424 E. 92nd St., (between 1st and York Aves.)

NYC, NY 10128-6804

Call: (212) 876-7700, Monday-Friday, 9:00am-5:00pm.

After September 11, 2001 an Emergency Pet Preparedness initiative was started by the ASPCA. The following preparedness steps are recommended to pet owners: 1) Rescue Alert Stickers (available free on the website) This easy-to-use sticker will let people know that pets live in your home, in case you are not there. It contains information on the number and type of pets in your home, the name of your vet and your vet's phone number. 2) Arrange a safe haven for your pets in the event of an evacuation. 3) Have on hand emergency supplies and a traveling kit 4) Choose designated Caregivers 5) Evacuation Preparation 6) Geographic and Climatic Considerations. The ASPCA provided services in the aftermath of the World Trade Center Disaster in NYC in the form of foster care for animals, receiving animals for adoption, bereavement counseling, pet behavioral counseling, pet therapy, and rescue of "mouser" cats from abandoned retail establishments.

**ASPCC/National Animal Poison Control Center ([www.aspca.org/apcc](http://www.aspca.org/apcc))**

888-426-4435

The ASPCA Animal Poison Control Center is the premier animal-oriented poison control center in North America. Open 24/7/365

The ASPCA Animal Poison Control Center is dedicated to helping animals exposed to potentially hazardous substances by providing 24-hour veterinary diagnostic and treatment recommendations. The center is committed to protecting and improving the lives of animals through toxicology educational programs and non-traditional research. \$60 Consultation fee may be applied to credit card.

**American Veterinarian Medical Association ([www.avma.org/disaster/](http://www.avma.org/disaster/))**

The American Veterinary Medical Association is a professional association of more than 67,000 member veterinarians. The mission of the AVMA is to advance the science and art of veterinary medicine, including its relationship to public health, biological science, and agriculture.

The Association is the recognized national voice for veterinarians in presenting their views to government, academia, agriculture, pet owners, and other concerned members of the public.

**Disaster Preparedness and Response Efforts**

The American Veterinary Medical Association (AVMA) disaster preparedness and response efforts resulted from an agreement between the AVMA and the Office of Emergency Preparedness of the U.S. Public Health Service.

With the signing of a Memorandum of Understanding (MOU) in May 1993, veterinary services became incorporated into the Federal Response Plan for disaster relief as part of the National Disaster Medical System (NDMS).

NDMS was developed to provide supplemental medical care to victims of catastrophic disasters in the event state and local resources are overwhelmed and Federal assistance is required. Such federal recognition of the need for animal care provided the framework for veterinary health professionals to be organized into Veterinary Medical Assistance Teams (VMAT) which could respond to the needs of animals during a disaster in the same way that Disaster Medical Assistance Teams (DMAT) provide medical aid to human casualties of disasters.

The completion, in August 1994, of a Memorandum of Understanding between the AVMA and the United States Department of Agriculture/Animal and Plant Health Inspection Service (USDA/APHIS) made it possible for the VMAT to assist the USDA in the control, treatment, and eradication of animal disease outbreaks. Such a response would occur under the direction of the United States Department of Agriculture (USDA). The 1994 MOU was approved for a five-year extension in June 1999.

On January 26, 1998, the AVMA and American Veterinary Medical Foundation (AVMF) signed a statement of understanding (SOU) with The American National Red Cross (ARC). In the SOU, the American Red Cross recognizes the American Veterinary Medical Association and the American Veterinary Medical Foundation as the only national organizations representing the entire profession of licensed veterinarians solely responsible for the diagnosis, treatment, health and well-being of all animals, including and during periods designated as disaster relief. During disasters, Red Cross volunteers will refer all animal medical questions and needs to veterinarians affiliated with the national, state, county, or local veterinary medical associations.

#### **Veterinary Medical Assistance Teams (VMAT)**

VMAT is designed for response to large-scale disasters but has adequate flexibility to permit response to disasters of limited scope. Though the initial response to disasters occurs at the local level, resources within a disaster area may be inadequate to fully cope with the effects of a major disaster, or local resources may need time to recover before resuming complete responsibility. The VMAT provide assistance during those times when the local veterinary community is overwhelmed.

The VMAT are highly trained teams composed of veterinarians, veterinary technicians, and support personnel. They provide nationwide coverage during times of disaster and can be deployed to any state or United States territory. VMAT team members triage and stabilize patients at a disaster site and provide austere veterinary medical care. **These teams are mobile units that can deploy within 24-48 hours when their assistance is requested by the state officials from the affected state.** The members carry a 3-day supply of food, water, personal living necessities, and medical supplies and equipment, if needed. Each team is capable of establishing a veterinary field hospital and can provide any other veterinary services needed to support a complete disaster relief effort.

## **Response Capabilities**

### **VMAT responsibilities during disasters include:**

**Assessment of medical needs of animals**

**Medical treatment and stabilization of animals**

**Animal disease surveillance**

**Zoonotic disease surveillance and public health assessment**

**Technical assistance to assure food and water quality**

**Hazard mitigation**

**Biological and chemical terrorism surveillance**

**Animal decontamination**

**Medical treatment for Secret Service dogs and Search and Rescue dogs**

The VMAT will supplement the relief efforts already underway by local veterinarians and emergency responders. The goal is a cooperative animal relief effort during times of disaster between VMAT, state and local officials, the state veterinarian, the local veterinary community, state and local veterinary medical associations, emergency management personnel, humane groups, the American Red Cross, and search and rescue groups. The desired result is for all of the entities involved in disaster response to work together cooperatively and efficiently for human and animal well-being.

Qualified applicants who are assigned to one of the VMAT are preprocessed for federal employment and issued identification cards. These persons can then be called to federal service for up to 14 days as "special needs" employees of the U.S. Public Health Service. If activated, the personnel are paid a salary, covered by federal worker's compensation, protected under the Federal Tort Claims Act against personal liability within the scope of their temporary federal employment, and are exempt from licensure, certification, or registration requirements.

Dr. Frederick Lewis  
VMAT-2 Team Leader  
Maryland  
[ricktlewis@aol.com](mailto:ricktlewis@aol.com)

**For Application to Join VMAT-2**  
Contact the Administrative Officer  
Beth Henricson, PhD  
[Bhenricson@aol.com](mailto:Bhenricson@aol.com)  
(540) 347-6385

## **National Response Framework**

The Veterinary Medical Assistance Teams (VMAT) are the only response teams recognized in the National Response Framework that provide veterinary medical treatment and address animal related issues resulting from natural and man-made disasters. The VMAT mission is to provide veterinary medical care to injured animals and veterinary oversight concerning animal and public health issues when the local veterinary community is overwhelmed.

A federal VMAT deployment requires an invitation from the state that is affected by the disaster. Once the state determines that its local veterinary community is overwhelmed, the state submits a Request for Federal Assistance (RFA Form) through the Federal Emergency Management Agency (FEMA) and, once approved, the request is forwarded

to the United State Public Health Service for approval. Once deployed, the VMAT are released by the AVMA and the members become temporary federal employees under the direction and guidance of the United States Public Health Service.

**American Veterinary Medical Foundation Disaster Relief Emergency Fund**

The American Veterinary Medical Foundation (AVMF) is a 501(c)(3) foundation that raises and disburses funds for initiatives supporting veterinary care, veterinary education, and veterinary practice. Founded in 1963, contributions made to the AVMF are tax deductible. The AVMF Disaster Relief Emergency Fund provides support for emergency aid for the health, safety, and welfare of animals affected by disasters, emergency preparedness, and the Veterinary Medical Assistance Teams.

Contributions for the AVMF Disaster Relief Emergency Fund can be sent to:

American Veterinary Medical Foundation

Disaster Relief Emergency Fund (DREF)

1931 N. Meacham Road, Suite 100

Schaumburg, IL 60173

800/248-2862 x6689

[www.avmf.org](http://www.avmf.org)

**Animal Rescue Foundation ([www.arf.ab.ca](http://www.arf.ab.ca))**

The Animal Rescue Foundation

P.O. Box 34160

Calgary, AB T3C 1S2

Canada

(403) 243-1910

To rescue homeless, lost or abandoned dogs in order to prevent and alleviate animal suffering and reduce pet overpopulation. To provide dogs with food, shelter, care and medical attention on a temporary basis.

**Humane Society of the United States ([www.hsus.org/](http://www.hsus.org/))**

The Disaster Services Program of the Humane Society of the United States provides a comprehensive approach to disaster education and training, mitigation, preparedness, response, and recovery.

When a disaster strikes, the HSUS Disaster Animal Response Teams (DART) move quickly to assess the damage and evaluate the impact on animals, and then to provide the most appropriate support to the local community. They work with local emergency responders, local humane associations and shelters, and local disaster volunteers. The disaster response program is supported by a network of trained and equipped staff volunteers available for nationwide response.

The HSUS has formal agreements with the Federal Emergency Management Agency (FEMA) and the American Red Cross to take advantage of The HSUS's special expertise in animal protection and disaster mitigation and response to support the Nation in time of natural disasters, as well as to improve the public's understanding of the close

relationship between people and their animals. The HSUS's long-time working relationships with these and many other organizations is recognition of The HSUS as a premier resource for community disaster education and emergency response.

The HSUS Disaster Services staff have information to help you plan for the needs of your pets, horses, and livestock before, during, and after any disaster, whether natural or man-made.

### **HSUS Disaster Dog Program**

These rescuers possess an uncommon focus and agility: They can traverse over the unstable ground, they can ignore stimuli that would distract lesser souls, they know how to avoid dangerous situations, they can even detect the faintest sounds and scents. They are the canine teams that are part of the Federal Emergency Management Agency's Urban Search and Rescue Response Task Forces. They are the most highly trained search-and-rescue dogs in the country. They also number fewer than needed. The HSUS announced the launch of its Disaster Dog Program, which provides direct financial support to the volunteer canine teams of the FEMA Urban Search and Rescue Response Task Forces.

Only when the FEMA task forces are actually mobilized will these canine teams have their deployment expenses covered.

### **Vermont Veterinary Medical Association** ([http://www.vtvets.org/disaster\\_planning/](http://www.vtvets.org/disaster_planning/))

Kathryn Finnie, Executive Director

Phone: (802) 878-6888

Fax: (802) 878-2871

Address: 88 Beech Street, Essex Junction, VT 05452

Email: [kathy@vtvets.org](mailto:kathy@vtvets.org)

The Vermont Veterinary Medical Association has a committee called Animals Disaster Emergency Planning Team (ADEPT). The mission of ADEPT is to develop a plan for the coordination of local and state resources in response to companion, farm and wild animal care needs before, during, and following a significant emergency. The members of ADEPT represent private and public sector agencies. Their webpage includes information on disaster planning for pets, livestock, horses, and the Animal Disaster Planning Advisory Committee Newsletter.

## Research References

- American Humane Society Website [www.americanhumane.org](http://www.americanhumane.org)
- Animals in Disaster, Module I, Awareness and Preparedness, FEMA IS-010, May, 1998
- Animals in Disaster, Module II, Community Planning, FEMA IS-011, May, 1998
- Animals in Disaster, Module III, Livestock, FEMA, IS-111, August, 2002
- Be Disaster Prepared (DOGS) (CATS) (BIRDS), Central Shenandoah Valley Project Impact, 2002
- Catawba County, NC Emergency Operations Plan, Annex O Animal Control and Protection, October, 1995
- Humane Society of the United States, Disaster Services Disaster Planning Series, 2000- Selected sections used with permission of the Humane Society of the United States on agricultural animals, horses, companion animals. Permission received from Anne Culver, Director, Disaster Services. Email of 8-06-2003. Phone number 202-452-1100  
[www.hsus.org/disaster](http://www.hsus.org/disaster)
- Iredell County, NC Emergency Operations Plan, Annex O, Animal Control and Protection
- Jefferson County Agricultural Development Plan, September 2002, Jefferson County Agricultural Task Force
- Jefferson County Risk Assessment & All Hazards Mitigation Plan, June 2008, Jefferson County Office of Homeland Security and Emergency Management
- Jefferson County Comprehensive Plan, 2003, Jefferson County Planning Commission
- Metropolitan Washington Council of Governments, Regional Emergency Coordination Plan, *Animal Protection Support Annex*, 2002.
- Minnesota Division of Emergency Management and Department of Agriculture, *Guidelines for Customizing the Sample Animal Emergency Operations Plan*
- Pets & Disasters *GET PREPARED*, American Red Cross, 1996
- Cat First Aid – American Red Cross
- Dog First Aid – American Red Cross
- Be Red Cross Ready – American Red Cross - <http://www.redcross.org/flash/brr/English-flash/default.asp>

Vermont Animal Disaster Emergency Planning Team (ADEPT) *Emergency Animal Issues*, Annex to the Vermont Emergency Operations Plan.

Preparing Your Pets for Emergencies Makes Sense – Get Ready Now – U.S. Department of Homeland Security – <http://www.ready.gov/america/getakit/pets.html>

Saving the Whole Family Disaster Preparedness Series – American Veterinary Medical Association - [http://www.avma.org/disaster/saving\\_family.asp](http://www.avma.org/disaster/saving_family.asp)

## ***Glossary of Terms***

**Animal** - All living sentient creatures, not human beings.

**Disaster** - Any catastrophe (natural hazard including hurricane, tornado, storm, high water, tidal wave, tsunami, earthquake, volcanic eruption, landslide, mudslide, snowstorm, drought, severe disease outbreak that significantly affects humans or animals), or regardless of cause, any fire, flood, or explosion, in any part of Vermont, which in the determination of the Governor causes damage of sufficient severity to warrant disaster assistance from the State or Federal government to supplement the efforts and available resources of communities, local governments, and disaster relief organizations to alleviate damage, loss, or hardship of suffering cause thereby.

**Emergency** - Any occasion or instance for which, in the determination of the Office of Emergency Services Director, requires assistance to supplement local resources, efforts, and capabilities to save lives, protect property, and the public health and safety, or to lessen or avert the threat of a catastrophe in Jefferson County. Such occasions or instances may include, but are not limited to natural or manmade hazards, terrorism, or severe disease outbreaks that significantly affect humans or animals.

**Emergency Operations Center (EOC)** - a site from which civil government official (municipal, county, state, or federal) exercise direction and control in a disaster.

**Emergency Operations Plan (EOP)** - the plan that documents how response and recovery will occur within Jefferson County.

**Euthanasia** - The act of humanely ending an animal's life.

**Federal Disaster Declaration** - A determination by the president of the United States that disaster is of such magnitude and severity to warrant major disaster assistance to supplement the efforts and available resources of states, local governments, and disaster relief organizations in alleviating the damage, loss, hardship, or suffering caused thereby.

**Livestock** - All cattle, bison, horses, sheep, goats, swine, cervidae, ratites and camelids. (VT Title 13)

**Mitigation** - The process of planning and preparation for the purpose of preventing the occurrence of a disaster or minimizing the severity of its impact. Activities that can help avoid a disaster or minimize its impact include locating buildings outside of flood-prone areas or instituting appropriate building codes for severe storms, earthquakes, and wildfires.

**Participating Agency** - Any agency defined as having a role in either a primary or support agency's structure.

**Preparedness** - Activities that enhance the abilities of individuals, communities, and businesses to better respond to a disaster. Preparedness activities include public education, disaster training, and disaster exercises/drills.

**Primary Agency** - The governmental agency or department assigned primary (lead) responsibility to manage and coordinate a specific Emergency Support Function (ESF). Primary agencies are designated on the basis of having the most resources, capabilities, or expertise relative to accomplishment of the ESF. Primary agencies are responsible for overall planning and coordination with their support agencies and other ESFs.

**Recovery** - Activities associated with the orderly restoration and rehabilitation of persons and property affected by disasters.

**Rehabilitation** - To restore to a former state or condition.

**Response** - Activities, during the immediate aftermath of a disaster (usually considered the first 72 hours in a major event), that use all systems, plans, and resources necessary to adequately preserve the health, safety and welfare of victims and property affected by the disaster, with emphasis on meeting emergency needs and restoring essential community services. NOTE: In non-major events, even in smaller tornadoes, the response may be far less than 72 hours.

**State of Emergency** - Declaration by a Governor or the Chief Elected Official of a local community (i.e. mayor, select board, town manager) when an emergency is beyond the scope of state or local governments ability to respond/protect population and property.

**Support Agency** - Organization or agency designated to assist a primary agency with available resources, capabilities, or expertise to accomplish the mission of the Emergency Support Function response and recovery operations under coordination of the primary agency.

**Triage** - A system designed to produce the greatest benefits from limited treatment facilities by degree of injury/stress.

**Quarantine** - A period of time during which an animal suspected of carrying a contagious disease is detained/observed under enforced isolation to prevent disease from entering into the general population or natural habitat.

**Wildlife or Wild Animals** - All animals including birds, amphibians, and reptiles other than domestic animals, whether or not native to Jefferson County.