



May 2025

Monthly Newsletter



**JEFFERSON COUNTY WV
OFFICE OF HOMELAND SECURITY
& EMERGENCY MANAGEMENT**

From the Director's Chair

Hello and welcome to our May 2025 edition of the Jefferson County Office of Homeland Security and Emergency Management's (JCOHSEM) newsletter.

This newsletter contains information about various topics including this month's Ready.gov topics of National Wildfire Awareness Month, National Hurricane Preparedness Week, Don't Fry Day, and Flood Preparedness Tips.

We hope you find the topics in this month's edition informative and helpful.



Jefferson County LEPC Bi-Monthly Meeting - April 16, 2025

The Jefferson County Local Emergency Planning Committee (LEPC) held its regular bi-monthly meeting on April 16, 2025, at the Hospice of the Panhandle in Kearneysville, West Virginia.

As part of the agenda, representatives from Opdenergy and Recurrent Energy speaking on behalf of the Blake Solar Farm project, provided a presentation focused on emergency response planning at the solar facility. The presentation offered general guidance for first responders and addressed safety considerations specific to solar infrastructure.

Presenters included Gustavo Pascual, Project Manager, and Carlos Bentancourt, Operations and Maintenance Manager, both with Opdenergy and Dennis Arnold the Health Safety and Environmental Specialist for Recurrent Energy.

LEPC meetings are open to the public. The next meeting is scheduled for June 18, 2025, at the Hospice of the Panhandle.



Carlos Bentancourt delivering a presentation to the LEPC on the operations and management of the solar farm.

Civilian Response to Active Shooter Events Training (CRASE)

Is your organization interested in specialized training for responding to active shooter events?

The Civilian Response to Active Shooter Events (CRASE) training covers a broad range of topics that will help people survive an active shooter event or other life threatening situation. Some topics include situational awareness and 'Flight, Fight, or Freeze'. This important training is led by Sandy Green, West Virginia Emergency Management Division Liaison.

Building a resilient community is a key focus of West Virginia's Emergency Management Division, and one of the ways we accomplish this is by offering high-quality training for the community.

This training is offered for businesses, church groups, civic groups, industry associates, government agencies, among others, and is **free of charge**.

If you are interested contact Sandy Green for more information: sanford.h.green@wv.gov

The image below shows Sandy Green and Shawn Dunbrack presenting CRASE training to 242 faculty and staff at Barbour County Schools.



National Wildfire Awareness Month



Wildfires are unplanned fires that burn in natural areas like forests, grasslands or prairies. These dangerous fires spread quickly and can devastate not only wildlife and natural areas, but also communities.

Prepare for Wildfires



Make an Emergency Plan:

Make sure everyone in your household knows and understands what to do if you need to quickly evacuate.

Don't forget a plan for the [office, kids' daycare and anywhere you frequent](#).



Review Important Documents:

Make sure your [insurance policies and personal documents](#), like ID, are up to date. Make copies and keep them in a secure password-protected digital space.



Know your Evacuation Zone:

You may have to evacuate quickly due to a wildfire. [Learn your evacuation routes](#), practice with household pets, and identify where you will go.

Follow the instructions from local authorities. They will provide the latest recommendations based on the threat to your community and appropriate safety measures.

Stay Informed Before A Wildfire

Receiving timely information about weather conditions or other emergency events can make all the difference in knowing when to take action to be safe.

- Monitor the weather reports provided by your local news radio and TV stations.
- Sign up for local emergency notifications for your community to receive either text message or email alerts.
- Always have extra batteries for a battery-operated radio and your cell phone.



National Wildfire Awareness Month



Prepare for Wildfires



Gather Supplies:

[Have enough supplies](#) for your household, including a first aid kit, in your go bag or car trunk.

Be cautious when carrying flammable or combustible household products that can cause fires or explosions if handled wrong, such as aerosols, cooking oils, rubbing alcohol and [hand sanitizer](#).

If available, store an N95 mask to protect yourself from smoke inhalation.

[Keep your cell phone charged](#) when wildfires could be in your area. Purchase backup charging devices to power electronics.

Stay Safe During

- Pay attention to emergency alerts and notifications for information and instructions.
- Evacuate immediately if authorities tell you to do so!
 - Check with local authorities for the latest information about public shelters or check open locations on the FEMA app. You can also download the free [Red Cross Emergency app](#) for a list of [open Red Cross shelters](#) in your area.
- Consider making plans with friends or family to shelter with them where you may be safer and more comfortable.



Stay Safe During

- If trapped, call 9-1-1 and give your location, but be aware that emergency response could be delayed or impossible. Turn on lights to help rescuers find you.
- Use an N95 mask to protect yourself from smoke inhalation or limit your exposure to smoke by doing the following:
 - ⇒ Choose a room to close off from outside air and set up a portable air cleaner or filter to keep the air in this room clean even when it's smoky in the rest of the building and outdoors.
 - ⇒ Use high efficiency filters in your central air conditioning system to capture fine particles from smoke. If your system has fresh air intake, set the system to "recirculate" mode and close the outdoor intake damper.
 - ⇒ If you are not ordered to evacuate but smoky conditions exist, stay inside in a safe location or go to a community building where smoke levels are lower.
- If you are sick and need medical attention, contact your healthcare provider for further care instructions and shelter in place, if possible.



Returning Home After a Wildfire

- Do not return home until authorities say it is safe to do so.
- Avoid hot ash, charred trees, smoldering debris and live embers. The ground may contain heat pockets that can burn you or spark another fire.
- Document property damage with photographs. Conduct an inventory and contact your insurance company for assistance.
- Use a respirator to limit your exposure, and wet debris to minimize breathing dust particles.

National Hurricane Preparedness Week



Hurricanes are dangerous and can cause major damage from storm surge, wind damage, rip currents and flooding. They can happen along any U.S. coast or in any territory in the Atlantic or Pacific oceans. Storm surge historically is the leading cause of hurricane-related deaths in the United States.



Prepare for Hurricanes

Know your Hurricane Risk

Make an Emergency Plan

Know your Evacuation Zone

Recognize Warnings and Alerts

Review Important Documents

Strengthen your Home

Help your Neighborhood

Gather Supplies



For more information: [CLIKE HERE](#)



Don't Fry Day



The Friday before Memorial Day is *Don't Fry Day*!

The National Council on Skin Cancer Prevention designated the Friday before Memorial Day as *Don't Fry Day*. The Council's goal is to encourage sun safety awareness by reminding everyone to protect their skin while enjoying the outdoors on *Don't Fry Day* and every day.

Remember to Slip! Slop! Slap! and Wrap! when you're outdoors. Slip on a shirt, slop on sunscreen of SPF 15 or higher, slap on a hat, and wrap on sunglasses.

PROTECT YOUR SKIN ON "DON'T FRY DAY"



SLIP

on a long-sleeved shirt or other clothing to protect your skin from the sun.





SLOP

on sunscreen with an SPF of 15 or higher. Reapply at least every two hours.





SLAP

on a broad-brimmed hat to protect the back of your neck and ears.





WRAP

on a pair of sunglasses. The kind that wraps around the sides of your face is best.







#DontFryDay

For more information, [CLICK HERE](#)

Don't Fry Day



Sun Safety Tips



Do NOT Burn

Sunburns significantly increase one's lifetime risk of developing skin cancer, especially for children.



Avoid Sun Tanning and Tanning Beds

UV radiation from tanning beds and the sun causes skin cancer and wrinkling.



Generously Apply Sunscreen

Generously apply about one ounce of sunscreen to cover all exposed skin 15 minutes before going outside. Sunscreen should have a Sun Protection Factor (SPF) of at least 15 and provide broad-spectrum protection from both ultraviolet A (UVA) and ultraviolet B (UVB) rays. Reapply every two hours, even on cloudy days, and after swimming or sweating.



Wear Protective Clothing

Wear protective clothing, such as a long-sleeved shirt, pants, a wide-brimmed hat, and sunglasses, when possible.



Seek Shade

Seek shade when possible, and remember that the sun's UV rays are strongest between 10 a.m. and 4 p.m.

Don't Fry Day



Sun Safety Tips



Use Extra Caution Near Water, Snow and Sand

Water, snow and sand reflect the damaging rays of the sun, which can increase your chance of sunburn.



Check the UV Index

The UV Index provides important information to help you plan your outdoor activities in ways that prevent sun overexposure. The UV Index forecast is issued daily by the National Weather Service and EPA.



Get Vitamin D Safely

Get Vitamin D safely through a diet that includes vitamin supplements and foods fortified with Vitamin D. Don't seek the sun.



Flood Preparedness



Prepare Now

Sign up to receive emergency alerts and notifications from your local emergency management office. In Jefferson County, West Virginia, residents can receive emergency notifications through the **Everbridge** community notification system. To sign up [click here](#).

Learn what common alerts and warnings mean before you are impacted by a flood:

- **Flash Flood Warning: Take Action!** A Flash Flood Warning is issued when a flash flood is imminent or occurring. If you are in a flood prone area move immediately to high ground. A flash flood is a sudden violent flood that can take from minutes to hours to develop. It is even possible to experience a flash flood in areas not immediately receiving rain.
- **Flood Warning: Take Action!** A Flood Warning is issued when flooding is imminent or occurring. Take immediate action.
- **Flood Advisory: Be Aware.** A Flood Advisory is issued when flooding is not expected to be bad enough to issue a warning. However, it may cause significant inconvenience, and if caution is not exercised, it could lead to situations that may threaten life and/or property.
- **Flood Watch: Be Prepared.** A Flood Watch is issued when conditions are favorable for a specific hazardous weather event to occur. It does not mean flooding will occur, but it is possible.



Flood Preparedness



Prepare Now



Have a communication plan to stay connected with family, friends and neighbors during and after a flood. Plan to text or message because you may not be able to make or receive phone calls.




Develop an evacuation plan. Consider where you will go and how you will get there. Practice your evacuation route.



Gather enough food, water and emergency supplies to last you several days. Consider everyone's specific needs, including medication. Have extra batteries and chargers for mobile devices.



Keep important documents in a dry, safe place such as a fireproof, water-proof container, and create password-protected digital copies.



Protect your property. Move valued items to higher levels. Elevate critical utilities. Install a back valve and a battery-operated sump pump. Declutter drains and gutters. Use sandbags to create a flood barrier.



Flood Preparedness





Survive During

- Pay attention to weather reports and local news updates and stay alert for potential signs of flash flooding. Follow the instructions in all emergency alert notifications.
- Evacuate immediately when ordered to. Do not underestimate the threat of flooding by failing to evacuate when it is safe to do so. Take critical supplies and documents with you when you evacuate.
- Move to higher ground or the highest level of a building to avoid becoming trapped by rising floodwater but do not climb into a closed attic.
- Do not attempt to cross floodwaters. Floodwater can pose a drowning risk for everyone — regardless of their ability to swim.
- Do not drive through floodwaters. The depth of the water is not always obvious and just a foot of moving water can sweep a vehicle — even a sports utility vehicle — off the road.

3 SIMPLE STEPS FOR FLASH FLOOD SAFETY

During a flood, water levels and the rate at which the water is flowing can quickly change. Remain aware and monitor local radio and television.

[weather.gov/flood](https://www.weather.gov/flood)

1 GET TO HIGHER GROUND
Get out of the areas subject to Flooding

2 DO NOT DRIVE INTO WATER
Do NOT drive or walk into flooded areas. It only takes 6" of water to knock you off your feet.

3 STAY INFORMED
Monitor local radar, television, weather radio, internet or social media for updates.

Online FEMA Training

FEMA offers a number of online courses at <https://training.fema.gov/is/> From this training portal, anyone can take their online independent study courses for free. There are over 100 courses to choose from. You can also browse the schedules and information about their on-campus resident courses for those who are involved in emergency management in the federal, state, local or tribal governments.

JCOHSEM recommends the following FEMA Independent Study Courses. These courses are free and available online. After the course is completed an online test can be taken. Once the test is passed you will receive a completion certificate.

FEMA Independent Study Courses:

Course	Date	Location
IS-700.B An Introduction to the National Incident Management System	N/A	Online
IS-800.D National Response Framework, An introduction	N/A	Online
IS-100.C Introduction to the Incident Command System	N/A	Online
IS-200.C Basic Incident Command System for Initial Response	N/A	Online
IS-907 Active Shooter: What Can You Do	N/A	Online
IS-908 Emergency Management for Senior Officials	N/A	Online



State and Local Training



Emergency management is a constantly changing field. Whether it is keeping up with the latest technology, to working with stakeholders to develop plans, conducting successful flood-plain management, performing damage assessments, managing debris after a disaster, helping our communities to recover, or just learning the fundamentals, there are plenty of options available to you. Here are some great opportunities for training that you may or may not know about.

State Training



**National Emergency Management Basic Academy (NEMBA)
FEMA Region 3 – Bridgeport, WV**

Program Description: The National Emergency Management Basic Academy is designed for individuals pursuing a career in emergency management and provides a foundational education in emergency management knowledge, skills, and abilities. The goal of the Basic Academy is to support the careers of emergency managers through a training experience combining knowledge of all fundamental systems, concepts, and practices of contemporary emergency management. The Basic Academy provides adult learners, facilitated by skilled faculty members, a solid foundation upon which to build a career in the emergency management profession. For more information, visit our website at: [EMI | EMPP | National Emergency Management Basic Academy \(fema.gov\)](https://training.fema.gov/programs/empp/basic/) (<https://training.fema.gov/programs/empp/basic/>)

Target Audience: The National Emergency Management Basic Academy is designed for emergency management professionals, including members of state, local, tribal, and territorial homeland security, or emergency services programs; nongovernmental organizations, voluntary agencies, or professional organizations; private sector emergency management offices; college or university emergency management staff; and FEMA, Federal partners, military, and emergency managers at other departments or agencies.



**National Emergency Management Basic Academy (NEMBA)
FEMA Region 3 – Bridgeport, WV**

Course	Date	Deadline
L0102, Science of Disaster	6/9-11/2025	5/30/2025
L0103, Planning: Emergency Operations	6/12-13/2025	5/30/2025
L0116 Homeland Security Exercise and Evaluation Program (HSEEP), Public Information Basic	8/18-19/2025	8/1/2025
L0105, Public Information Basics	8/20-22/2025	8/1/2025

Location: Bridgeport Conference Center 300 Conference Center Way Bridgeport, WV 26330

- **Cost/Reimbursement Information: EMI does not provide stipend reimbursement for off-campus course deliveries.** There are no fees associated with these courses. Food, lodging, and transportation costs are the responsibility of the participant.
- **How to Register for the Course:** Email Kyle Pajarito at kyle.c.pajarito@wv.gov if interested in attending any or all of these courses and you will be sent the registration code and instructions to register online.
- **EMI Point of Contact:** For additional information, contact the Course Manager, Jeff Januchowski, at (301) 447-1383 or by email at Jeffrey.Januchowski@fema.dhs.gov or Richard Bashioum at (301) 447-1629 or by email at Richard.Bashioum@fema.dhs.gov



**National Emergency Management Basic Academy (NEMBA)
FEMA Region 3 – Bridgeport, WV**

Prerequisites:

Twelve online Independent Study courses are required as prerequisites to the resident or virtual classroom courses. All 12 prerequisite courses must be completed before applying for E/L/K0101:

IS-29: Public Information Officer Awareness

IS-100: Introduction to the Incident Command System, ICS-100

IS-120: An Introduction to Exercises

IS-200: Basic Incident Command System for Initial Response, ICS-200

IS-230: Fundamentals of Emergency Management

IS-235: Emergency Planning

IS-240: Leadership and Influence

IS-241: Decision Making and Problem Solving

IS-242: Effective Communication

IS-244: Developing and Managing Volunteers

IS-700: An Introduction to the National Incident Management System

IS-800: National Response Framework, An Introduction



National Emergency Management Basic Academy (NEMBA) FEMA Region 3 – Bridgeport, WV

Classroom Requirements:

The Basic Academy consists of the following classroom courses. Attendance at each course is required. It is recommended that the E/L0101, Foundations of Emergency Management, be taken first but it is not required to do so.

- [E/K/L0101](https://training.fema.gov/empp/e101.aspx), Foundations of Emergency Management (<https://training.fema.gov/empp/e101.aspx>) (40 hours) 5 days
- [E/K/L0102](https://training.fema.gov/empp/e102.aspx), Science of Disaster (<https://training.fema.gov/empp/e102.aspx>) (approximately 24 hours) 3 days
- [E/K/L0103](https://training.fema.gov/empp/e103.aspx), Planning: Emergency Operations (<https://training.fema.gov/empp/e103.aspx>) (16 hours) 2 days
- [E/K/L0146](https://training.fema.gov/empp/e146.aspx), Homeland Security Exercise and Evaluation Program (HSEEP) (16 hours) 2 days (<https://training.fema.gov/empp/e146.aspx>)
 - (Only an EMI class certificate dated after March 2013 will be accepted for the HSEEP requirement toward graduation)
- [E/K/L0105](https://training.fema.gov/empp/e105.aspx), Public Information Basic (<https://training.fema.gov/empp/e105.aspx>) (24 hours) 3 days
- Total course hours: 120 hours

Request for Accommodation:

If you require a reasonable accommodation (sign language interpreters, Braille, CART, etc.), please make request NLT 15 days prior to the course offering. When making any requests, please provide details on the accommodation; however, DO NOT include medical or other personal information that is protected under the Privacy Act of 1974 or the Health Information Privacy Protection Act (45 CFR Part 160 Subparts A and E of Part 164). Last-minute requests will be accepted; however, they may not be possible to fulfill. Please send these requests to the course host, WV EMD Training Division, via email at kyle.c.pajarito@wv.gov or call (681) 910-3169, along with a cc: copy to DHS/FEMA/EMI/National/Emergency Management Professional Program/National Emergency Management Basic Academy: FEMA-EMPP-Basic-Academy@fema.dhs.gov.

Local Training

Upcoming Local Training

Course	Date	Location
Community CPR and Stop the Bleed	5/13/25	JCESA
Child and Babysitting Safety (CABS)	5/15/25	JCESA
Community CPR and Stop the Bleed	6/10/25	JCESA
Community CPR and Stop the Bleed	7/08/25	JCESA
Child and Babysitting Safety (CABS)	7/10/25	JCESA
Community CPR and Stop the Bleed	8/12/25	JCESA

All classes are being held at the Jefferson County Emergency Services Agency (JCESA) located at 419 Sixteenth Avenue, Ranson, WV 25438 @ 6:00 pm.



Jefferson County Office of Homeland Security and Emergency Management-Committees

Public Awareness, Education and Training Committee, Paula Marrone-Reese, Chair

Any interested person can serve on this committee. The Public Awareness, Education and Training Committee is responsible to communicate the organization's activities to the public and to build support for JCOHSEM's programs. They work with the director and other staff to keep the entire community focused on the objectives of JCOHSEM, the opportunities for additional involvement and support by updating citizens and businesses about what the partners are doing and how the community will and is benefiting from these efforts. This committee is responsible in assisting the director in setting up speaking engagements and public awareness events. This committee meets monthly on the second Wednesday of the month at 0830 in the EOC at 28 Industrial Blvd., Kearneysville, unless otherwise announced.

All Hazards Mitigation Planning Committee, Mason Carter, Chair

Any interested person may serve on this committee. The All Hazards Mitigation Planning Committee examines the community's risks and vulnerability to all hazards and assess the community's vulnerability to those risks. An All Hazards Mitigation Plan was completed and adopted by the Jefferson County Commission, all Jefferson County municipalities, the West Virginia Emergency Management Division of the West Virginia Department of Homeland Security (WVEMD) and FEMA in July 2003. The plan was updated and approved in 2003, 2008, 2013, 2018, and again in 2023. Click the link to view the [2023 Jefferson County Multi-Jurisdictional Hazard Mitigation Plan](#).

Counter Terrorism Committee, Stephen Allen, Chair

Membership to this sub-committee of the Risk Assessment and Mitigation Planning Committee is limited to members of law enforcement, emergency management, homeland security, emergency communications, Red Cross, schools, health care, fire companies, ambulance authority/EMS, and government, due to sensitive homeland security issues. The committee works on issues of planning and training for counterterrorism or human-caused disasters. Meetings are held on the second Tuesday of the month at the EOC at 28 Industrial Blvd., Kearneysville, unless otherwise announced.

If you are interested in joining any of our committees,
contact Stephen Allen at sallen@jeffersoncountywv.org

Times, dates, and places may need to be changed due to inclement weather, scheduling conflicts,
or Emergency Operations Center (EOC) activation.

If you have questions, call the JCOHSEM office at (304) 728-3290.






The Jefferson County Commission's Office of Homeland Security and Emergency Management (JCOHSEM) is responsible for the coordination of preparedness, response, recovery and mitigation of disasters and large emergencies in Jefferson County, West Virginia. Volunteer and community participation is encouraged and welcome. We currently have committees on All Hazards Mitigation Planning; Public Awareness, Education and Training; Counter Terrorism; and a Steering Committee that acts as an advisory group.

We are responsible for the Citizen Corps/CERT, StormReady, Community Rating System, Resilient Neighbor Network and Project Impact programs. JCOHSEM is also responsible for the Jefferson County R.A.C.E.S. group.

FEBRUARY MEETINGS & EVENTS



- Sterling National Weather Service call every Monday and Friday at 10:30a.m.
 - WV State weather calls on Mondays and Fridays at 10a.m.
 - The Counter-Terrorism Committee meeting on May 13th at the JCHSEM EOC at 2:00p.m.
 - County Offices will be closed May 26 for Memorial Day.
-

STAFF:

Stephen Allen, Director

Office: 304-728-3290

Email: sallen@jeffersoncountywv.org

Dick Myers, Deputy Director/ Planner/ Program Manager

Office: 304-728-3329

Email: dmyers@jeffersoncountywv.org

Stephen Rivera, Public Affairs Coordinator

Office: 304-724-8914

Email: srivera@jeffersoncountywv.org



28 Industrial Blvd., Suite 101
Kearneysville, WV 25430