

Doug Pittinger

From: Doug Pittinger <DPittinger@jcesa.comcastbiz.net>
Sent: Tuesday, April 28, 2015 2:08 PM
To: Chris Conroy denise carter; Doug Pittinger; Edward Hannon; Jack Wysong; Jane Tabb; Marty Freeman; Mike Hough; Pete Kelley ; Robert Aitcheson
Cc: Edward Hannon
Subject: Upcoming Job Posting for Director

Quick update on the status of the job posting for the Director

West Virginia Office of EMS website

Posted on same Friday, Apr 24th for ninety days

Jefferson County Commission website

Sent to J Carroll on Monday, April 27th to be posted asap

JCESA website

Sent to our IT folks on Monday, April 27th to be posted asap

Spirit of Jefferson Newspaper

To be printed in paper on Wednesday, April 29th

To be printed in paper on Wednesday, May 6th

Journal Newspaper

To be printed in paper on Wednesday, April 29th

To be printed in paper on Wednesday, May 6th

Some employees are asking if and when they will be given the opportunity to meet with the personnel committee to discuss their views on selecting a new Director. Have these dates been confirmed and whom is to notify the employees of same? I'm very willing share this information with the employees, if you wish for me to do so.

Doug

Jefferson County Emergency Services Agency
Status of Funds Projection
April

2015 Projection

The decisions made by the Board in March are the basis of the 2015 projection. The Directors are in the process of implementing the cuts/changes necessary to reduce annual spending. The projection includes the assumption that JCESA will earn \$48,996 in ambulance billings. The carryover from 2014 is \$116,876.96 (reserve for first payroll \$60,000, \$4,000 in grant funding and the balance of \$52,876.96 from savings implemented during the year).

In preparation for the 2015-2016 Budget Year, the \$116,876.96 carryover will be reduced to \$80,762. F The first paycheck in fiscal year is July 7. Management is currently in the process of reviewing progress on implementing the Boards cuts.

Current Month Discussion

Cumulative Obligations through April	\$1,265,989.15	Projected Deficit	\$36,114.91
		Carry Over	116,876.96
			\$80,762.05

Salaries: Savings in Salary Expenses due to (1) Paramedic Vacancy and (1) Paramedic on Disability
Salary Projection includes \$16,000 in annual leave payout to the Director
Benefits: Savings as mentioned in Salaries.

Operations: No significant change

Building/Admin: No significant change

Equipment: No significant change.

Financial Report and Status of Funds
Projection through June 30, 2015

	Actual through 30-Apr	Projection May	Projection June	Total	Funds Available	Surplus/ Deficit	FY14 Carryover
<u>JCESA</u>							
General and Payroll Account	\$1,265,989.15	121,534.91	166,120.28	\$1,553,644.34	1,517,529.43	(36,114.91)	116,876.96
Ambulance Account	\$17,910.28	7125.40	7125.40	\$32,161.08	675,207.82	643,046.74	0
<u>Building</u>							
Mortgage Fund	\$67,470.00	6747	6747	\$80,964.00	81,102.04	138.04	99,741.22 *
<u>Fire</u>							
Fire Company Account	\$0.28	0	0	\$0.28	0	0	0

*Required by USDA to have 1 year payments in reserve

Jefferson County Emergency Services Agency
2015 Projection

Expenses	Jul	Aug		Sep		Oct		Nov		Dec		Jan		Feb		Mar		Apr		May		Jun		Total
	Actual	2	Actual	2	Actual	2	Actual	2	Actual	2	Actual	2	Actual	2	Actual	2	Actual	2	Actual	2	Actual	2	Actual	26
Full Time	43,238.09	61,003.82	93,032.20	62,240.60	63,523.82	63,061.31	64,129.23	58,934.95	79,250.95	54,410.27	67,939.53	83,939.53	754,704.30											
Part Time-Admin	2,098.40	2,098.40	3,147.60	2,098.40	2,098.62	2,098.62	2,098.62	2,098.62	2,098.62	-0	2,098.62	2,098.62	24,854.25											
Part Time - Ops	3,469.50	5,833.84	8,768.11	6,307.44	5,994.76	5,994.76	8,569.51	5,876.93	13,482.89	8,000.00	8,000.00	8,000.00	83,325.70											
Overtime	2,619.57	1,939.61	4,445.15	9,079.84	9,919.37	10,411.19	7,958.53	8,365.81	3,015.88	5,776.00	74,102.41	8,000.00	74,102.41											
Medical Director	1,500.00	1,500.00	1,500.00	1,500.00	1,500.00	1,500.00	1,500.00	500.00	500.00	500.00	1,500.00	1,500.00	15,000.00											
Worker Comp	3,893.76	5,366.17	8,289.68	5,793.86	5,963.73	5,963.73	8,466.03	20,588.25	20,588.25	-0	-0	-0	72,263.00											
FICA/Med	56,819.32	77,741.84	139,741.17	83,716.14	96,694.13	107,693.38	93,174.58	81,038.24	132,088.76	68,942.58	91,113.93	108,337.93	72,857.34											
Subtotal	2,922.86	8,971.67	9,554.58	7,635.62	8,616.16	8,616.16	8,616.16	557.15	557.15	557.15	557.15	557.15	9,453.00											
Hosp	557.15	-0	557.15	557.15	557.15	557.15	557.15	557.15	557.15	557.15	557.15	557.15	9,453.00											
Life	678.48	677.86	661.94	661.94	661.94	661.94	661.94	661.94	661.94	661.94	661.94	661.94	6,478.25											
Dental	42.85	-0	-0	-0	-0	-0	-0	-0	-0	-0	-0	-0	8,366.81											
Unemployment	4,883.06	6,587.49	10,235.05	7,141.69	7,623.32	7,452.93	7,745.23	6,992.99	9,153.52	6,029.73	7,448.65	7,448.65	8,080.00											
Retirement	8,884.41	16,236.82	21,008.72	19,724.40	17,458.57	17,283.18	20,432.48	16,773.03	20,220.62	16,387.52	18,396.58	18,396.58	88,542.31											
Subtotal	-0	-0	-0	5,375.18	-0	-0	4,032.77	-0	7.85	-0	-0	2,000.00	13,415.80											
Fuel	407.93	-0	99.99	1,825.66	2,991.26	2,991.26	244.87	26.50	265.15	1,935.86	500.00	500.00	8,797.22											
Maintenance	-0	-0	-0	-0	-0	-0	-0	-0	-0	-0	-0	-0	1,653.60											
License Ops	14.96	374.37	1,177.34	1,907.90	142.68	165.71	1,144.65	576.13	1,653.60	242.52	500.00	500.00	242.52											
Supplies	-0	-0	-0	-0	-0	-0	-0	-0	-0	-0	-0	-0	6,486.78											
Auto Insurance	-0	-0	-0	-0	-0	-0	-0	-0	-0	-0	-0	-0	2,064.50											
Liability	4,457.62	1,633.06	2,921.10	2,859.93	2,772.01	6,316.64	1,826.77	1,070.20	6,896.10	1,531.18	3,000.00	3,000.00	45,887.00											
Ems Supplies	300.00	-0	168.00	-0	149.49	-0	539.82	473.51	854.61	130.00	-0	-0	36,284.61											
Misc and Cloth	270.00	404.97	946.65	602.51	796.00	25.00	698.97	561.80	191.00	135.00	400.00	400.00	4,965.00											
Tech Svc	5,450.51	2,412.40	5,449.08	12,571.18	3,860.18	40,264.11	8,477.85	2,708.14	23,740.56	3,974.56	6,900.00	20,178.77	135,987.34											
Travel/Train	-0	-0	900.00	-0	933.10	509.00	-0	3,935.41	200.00	1,639.95	200.00	200.00	8,517.46											
Medical Exp	109.88	1,255.00	-0	-0	-0	-0	-0	-0	-0	145.00	1,440.00	1,440.00	4,389.68											
Postage	98.00	52.30	-0	112.12	98.00	-0	-0	-0	134.82	56.58	17.40	100.00	682.66											
Office Exp	355.55	1,199.94	124.72	735.00	195.71	1,137.62	154.56	126.12	371.91	367.72	500.00	500.00	4,686.85											
Equip Rent	225.69	295.69	894.91	225.69	225.69	385.04	225.69	(138.15)	654.96	225.69	600.00	600.00	4,350.90											
Telephone	309.30	99.21	309.21	101.28	99.28	99.28	853.00	130.17	625.99	394.47	167.00	167.00	3,344.59											
Utilities	696.56	996.29	1,017.62	1,260.48	1,040.08	976.79	1,032.09	3,687.27	1,968.80	1,075.50	1,500.00	1,500.00	16,623.47											
Rep & Maint	-0	89.26	79.46	-0	39.55	39.46	219.95	250.00	250.00	-0	250.00	250.00	1,217.68											
Advertising	159.49	59.98	-0	1,009.00	-0	99.20	1,109.70	-0	110.40	-0	-0	-0	2,547.77											
Dues & Sub	100.00	-0	-0	120.00	-0	-0	3,500.00	280.00	65.10	140.80	200.00	200.00	825.90											
Audit Costs	-0	-0	-0	-0	-0	-0	-0	-0	-0	-0	-0	-0	3,780.00											
Background Ck	8.50	107.50	-0	-0	-0	25.00	-0	-0	-0	-0	-0	-0	25.00											
Other	357.42	218.21	328.92	404.10	171.75	338.06	190.61	391.05	515.08	722.15	250.00	250.00	270.77											
Third Party Billing	2,410.18	3,225.38	3,663.34	3,964.67	2,820.17	3,609.45	7,294.10	8,466.69	4,675.08	4,861.63	5,124.40	5,207.00	4,077.95											
Subtotal	-0	-0	-0	-0	-0	-0	-0	-0	-0	-0	-0	-0	5,207.00											
Equipment	73,554.42	89,616.44	169,862.31	119,996.39	120,835.05	168,860.12	129,379.01	108,986.10	180,725.02	94,166.29	121,534.91	166,120.28	1,553,644.34											
	173,180.86	343,043.17	463,039.56	583,872.61	732,732.79	882,111.74	991,087.84	1,171,822.86	1,265,959.15	1,387,524.06	1,553,644.34	1,553,644.34												



SHEPHERDSTOWN FIRE DEPARTMENT, INC.

8052 Martinsburg Pike • PO Box F • Shepherdstown, WV 25443
(304)876-2311 • www.shepherdstownfiredepartment.com

May 7, 2015

Marshall D. DeMeritt, EMS Chief
Shepherdstown Fire Department, Inc.
PO Box F, 8052 Martinsburg Pike
Shepherdstown, WV 25443
demerim@fargoins.com
540-742-8190 Cellular

Doug Pittinger, Director
Ed Hannon, Deputy Director
Jefferson County Emergency Services Agency
116 E. Washington Street, Suite 101
Charles Town, WV 25414

RE: Medic 11 Response to Shepherdstown


Director Pittinger and Hannon:

The Shepherdstown Fire Department continues to maintain a strong core of volunteer personnel and is always working to maintain and increase volunteer response. We have an engaged leadership who is persistent in ensuring adequate response to those in need. We have proven ourselves time and time again by responding at all times of the day and night with a volunteer crew – failing to respond on only a single 1st due call this year, and immediately changing procedure to keep that from happening again. However, we recognize that we need the assistance of career staffing to meet the ongoing demands, and have never taken for granted the availability of that paramedic staff member. We look forward to the JCESA placing a paramedic in our station 24/7 in the near future to help us in advancing our service to the community of Shepherdstown and surrounding areas. We also recognize that we must have, and rely upon, the JCESA personnel to up-staff our units with a Paramedic.

My feelings on the competitive “Medic 11” concept of response are clear. I am very much against this poor utilization of resources, and have never hid that fact from you or anyone else. I truly believe it has damaged the relationship between Shepherdstown and the JCESA. Shepherdstown leadership have asked, on many occasions, for you to change your response procedures. This letter should serve as a formal request to review the response of a fully staffed transport unit to the first due areas of Shepherdstown, and instead respond in a staffed chase car.

As evident earlier this week, the Medic 11 concept creates direct competition in an industry where competition is damaging. The volunteers of Shepherdstown work hard to get our units out the door, and work hard to fund the continued need for maintenance on our transport units. It is not fair to them for a county transport unit to *steal* a patient out from under their noses. I do not fault the career provider as he was just following the rules of his superiors, but it is your misguided procedures that create this tension. It puts our crews in danger because they are driving faster, and perhaps more recklessly to ensure they “beat” Medic 11 to the patient. In this particular instance, not only did Medic 11 *steal* our patient, but they also took our unit out of service by demanding our volunteer provider get on that unnecessary transport unit. I am a team player, and I believe in working together. For the most part, we all do a very good job of this, but if you would stop sending this transport unit to Shepherdstown's response area – when it is NEVER needed – we wouldn't even be having this discussion.

I respect your authority in this matter, and simply ask that you consider and research the probability of doing away with Medic 11 response to Shepherdstown run area, and instead respond with a single provider in a chase car. Shepherdstown has proven ourselves time and time again, and it is evident that we get our units out the door. This makes



SHEPHERDSTOWN FIRE DEPARTMENT, INC.

8052 Martinsburg Pike • PO Box F • Shepherdstown, WV 25443
(304)876-2311 • www.shepherdstownfiredepartment.com

it obvious to you and everyone that we do NOT need you to supplement out transport units the way you may have to do with other organization. Please, stop sending Medic 11 to to our calls creating additional competition and hard feelings. We can and will work together, but Shepherdstown will provide the transport units.

Sincerely,

A handwritten signature in black ink, appearing to read "Marshall D. DeMeritt".

Marshall D. DeMeritt, MS, IMC, NREMT
Chief of EMS

CC: C. Simpson, President
R. Morgan, Fire Chief
EMS File



Family Owned;
Family Oriented.
Advocating, Diligence,
and Service to Others.

Station 304-263-2900
Toll Free 866-738-2901
Mary Cell 304-616-6471

Po Box 2501
Martinsburg, WV. 25402

Mary Helmick-Owner

May 4, 2015

To: Jefferson County Emergency Services Agency

From: Donald Longerbeam, Supervisor of Ryneal Medical Transport

Ref.: 911 Ambulance Response Areas

The Ryneal Medical Transport Company is asking the permission of the Jefferson County Emergency Services Agency and the Jefferson County Commission to be given a response area around our station at 120 Commerce Circle in Kearneysville WV.

The Ryneal Medical Transport Company is an approved and certified ambulance company with the State of West Virginia; we have been in business for over 15 years. Our founding family members were the originating people who started Ryneal Fire Company in the City of Martinsburg. Then they became the primary ambulance company for 911 calls in the City of Martinsburg.

The Ryneal Medical Transport is proposing to provide one ambulance staff 24 hours a day with a Basic Life Support Crew to handle 911 ambulance type calls for our assigned area. We will use our Department Paramedics when they are not committed on another call. We are also offering our on staff paramedic with their own chase car to assist Jefferson County if needed.

The Ryneal Medical Transport Company will set up 2 ambulances to meet the Jefferson County Emergency Services Standards; we will also set up our chase car to meet those same standards.

The Ryneal Medical Transport Company is not requesting any funding from the Jefferson County Emergency Services Agency or Jefferson County Commission. We are asking for 2 mobile radios, along with 2 portable radios to be issue to us so we could communicate with Jefferson County 911


The Ryneal Medical Transport will offer its use of the bariatric ambulance and its 2 bariatric stretchers at any time as long as they are available. We would also like to offer any available ambulances to Jefferson County Emergency Services Agency during any county disaster. These ambulances would be fully staff.

The Ryneal Medical Transport Company would enter into an M.O.U. with Jefferson county Emergency Services Agency, and the Jefferson County Commission if approved.

Ryneal Medical Transport Company is made of 21 providers from Jefferson County, 3 providers from Berkeley County and the remaining employees volunteer at station in their home town in West Virginia.

This would be a win for every part of the Jefferson County EMS Program, and I want to thank you for taking your time to listen to me.

Thank you
Donald Longerbeam, Supervisor



Address:
PO Box 2501
Martinsburg, WV 25402
Email Address:
RMT@SPRINT.BLACKBERRY.NET

Station Phone:
304-263-2900 or 304-728-8000
CEO Phone:
304-616-6471 or 304-267-2177

APRIL 2015

EMS Activity / Career & Volunteer

Friendship / Company 1

14%	Entire Crew Composed of JCESA Staff	(3 Call)
41%	One Primary Care Provider JCESA Staff	(9 Calls)
45%	All Volunteer Crew	(10 Calls)
FYI: 56% of total EMS incidents had JCESA staff on ambulance		(12 Calls)

Citizens / Company 2

3%	Entire Crew Composed of JCESA Staff	(2 Calls)
71%	One Primary Care Provider JCESA Staff	(47 Calls)
26%	All Volunteer Crew	(17 Calls)
FYI: 74% of total EMS incidents had JCESA staff on ambulance		(49 Calls)

Shepherdstown / Company 3

0%	Entire Crew Composed of JCESA Staff	(0 Calls)
55%	One Primary Care Provider JCESA Staff	(42 Calls)
45%	All Volunteer Crew	(35 Calls)
FYI: 55% of total EMS incidents had JCESA staff on ambulance		(42 Calls)

Independent / Company 4

1%	Entire Crew Composed of JCESA Staff	(2 Calls)
60%	One Primary Care Provider JCESA Staff	(80 Calls)
39%	All Volunteer Crew	(52 Calls)
FYI: 61% of total EMS incidents had JCESA staff on ambulance		(82 Calls)

Blue Ridge / Company 5

13% Entire Crew Composed of JCESA Staff (4 Calls)

64% One Primary Care Provider JCESA Staff (20 Calls)

23% All Volunteer Crew (7 Calls)

FYI: 77% of total EMS incidents had JCESA staff on ambulance (24 Calls)

Middleway Fire / Company 6

19% Entire Crew Composed of JCESA Staff (3 Calls)

56% One Primary Care Provider JCESA Staff (9 Calls)

25% All Volunteer Crew (4 Calls)

FYI: 75% of total EMS incidents had JCESA staff on ambulance (12 Calls)

JCESA Medic 11

Entire Crew Composed of JCESA Staff on JCESA unit (27 Calls)

Grand Totals

JCESA staffing on 74 % of total ems incidents

278 of 376 calls for the month of April of 2015

This data was collected from ESO based on pcr's being entered during the month of April 2015

JCESA Training Report

Date	Course	CE Hours	Registered	No-Show	% of Reg	Unregistered	% of Ttl Att.	Total Attendance	Total CE Hours
1/7/2015	Officer Down	3	16	1	6%	5	25%	20	60
1/21/2015	Head Trauma	3	15	3	20%	5	29%	17	51
1/28/2015	Communicable Diseases	3	13	2	15%	1	8%	12	36
1/31/2015	CPR - Renewal		Cancelled - Registration						
1/31/2015	Skills Evaluation Session		Cancelled - Registration						
January Total:		9	44	6	14%	11	22%	49	147
2/3/2015	Synthetic Drugs	3	15	1	7%	0	0%	14	42
2/5/2015	TCCC	16	21	2	10%	0	0%	19	304
2/10/2015	BLS Pharmacology	3	11	1	9%	1	9%	11	33
2/18/2015	ALS Pharmacology	3	7	1	14%	0	0%	6	18
February Total:		25	54	5	9%	1	2%	50	397
3/6/2015	ACLS Renewal	8	3	0	0%	0	0%	3	24
3/10/2015	Case Review: Trauma	3	9	1	11%	1	11%	9	27
3/20/2015	PHTLS	16	10	3	30%	3	30%	10	160
3/24/2015	CPR - Renewal	4	7	2	29%	2	29%	7	28
3/25/2015	Skills Evaluation Session	3	32	2	6%	6	17%	36	108
March Total:		34	61	8	13%	12	18%	65	347
4/7/2015	Documentation Tips & Tricks		Cancelled - Instructor Withdrew						
4/15/2015	ACS Review	3	20	2	10%	3	14%	21	63
4/21/2015	Firefighter Rehab	3	15	1	7%	3	18%	17	51
4/28/2015	Advanced Airway Lab	3	7	0	0%	1	13%	8	24
4/23/2015	IM Epinephrine for EMTs	3	2	0	0%	5	71%	7	21
4/29/2015	IM Epinephrine for EMTs	3	5	0	0%	8	62%	13	39
April Total:		15	49	3	6%	20	30%	66	198
2015 Total:		83	208	22	11%	44	19%	230	1089



Office of the Prosecuting Attorney - Preston County, WV
Mel Snyder - Prosecuting Attorney

PROTECTING THE PUBLIC • PROMOTING JUSTICE

April 28, 2015

Honorable Jefferson County Commission
by facsimile 1-304-725-7916

Re: Proposed "All Good" Festival in Jefferson County, West Virginia

Honorable Commissioners:

I have been contacted by Mr. Bob Aitcheson about an upcoming music festival being planned in your County. As I understand this is the same event that was held in Preston County for several years known as the "All Good" festival. It was not "All Good."

These events were a public nuisance causing all types of problems to the citizens of our county. This annual event lasted approximately 4 days with typically 30,000 or more people attending from out of Preston County who also camped at the event site.

Some of the problems we experienced were as follows:

First, the festival is largely oriented for and attended by persons who use recreational drugs resulting in a large drug problem. In particular, from my own personal observations illegal drugs were openly and frequently sold on the festival grounds. During several festivals even with 6-8 undercover law enforcement officers working the grounds making buys and arrests we were only dealing with 5-10% of the illegal drug sales. During the last two years of the festival my Office prosecuted 20-30 felony drug cases per festival. This represented an increase of 30-40% over our normal county annual felony case load and was more felony drug cases than we had for the rest of the county for those years. In addition, we had 100 or more misdemeanor drug cases per festival. It should also be appreciated that an element of the drug trafficking was organized crime and we had a few cases involving large operators distributing \$100,000 or more in illegal drugs. There were also dozens of drug overdoses resulting in ambulance and emergency room treatments.

Next, vehicle traffic was a tremendous problem. Having 30,000 people driving to a remote rural location on a two lane road and arriving in an 8 hour window is virtually impossible. Traffic would routinely be lined up for 5 or more miles for 4 or more hours. Often because the festival goers were stuck in traffic for hours on end they would routinely trespass on surrounding properties to use the bathroom leaving messes in people's yards.

In addition, several people died during the annual "All Good" festivals. During one of the last years of the festival a group of 3 college girls had the tent they were sleeping in be crushed by a SUV that had lost control coming down a hill side on top of them. One girl was killed and the


other two were injured. In another event a young man was seriously and permanently injured when after taking multiple illegal drugs he jumped off of a rock and broke his back.

In sum, the "All Good" festival placed extreme demands on emergency, medical, and law enforcement resources of Preston County and caused great inconvenience to many citizens of the County. While it did make a lot of money for the promoter, certain out-of-state vendors, a few Preston County citizens, and, of course, the drug dealers, these benefits were clearly outweighed by the issues noted above.

Ultimately, the Preston County Commission adopted an ordinance prepared by me to regulate this type of event and require a permit fee to pay for the thousands of dollars in extra law enforcement, emergency, and medical resources required. One year after the implementation of the ordinance the promoter discontinued the event in the Preston County.

Please call me if you have any questions.

Sincerely,

A handwritten signature in black ink, appearing to read "Mel Snyder", written in a cursive style.

Mel Snyder

c: Mr. Bob Aitcheson, by email

Impact Fee Status Report

April 2015

Office of Impact Fees

Summary

Date Range: Wednesday 1 through Thursday 30 April 2015

Report Date: 4 May 2015

Process Number Range: 1500047 - 1500064

Total Applications: 18

Total Non-Exempt: 14

Of which:

Commercial: 0

Residential: 14

Of which:

County: 3

Municipal: 11

Total Exempt: 4

Of which:

Commercial: 0

Residential: 4

Of which:

County: 4

Municipal: 0

Tables 1 through 7 summarize impact fee processing for April 2015. Table 8 represents account totals, pending the transfer of fees collected as shown in Table 1, including General Impact Fee Account (3111776) interest which is listed in Table 2.

Table 1. Form 100 Tallies

	Exempt	Commercial	Residential	Total
1 – 30 April 2015	4	0	14	18
Fees collected		\$0.00	\$180,098.00	\$180,098.00
<i>Of which</i>				
School Impact Fee			\$159,012.00	\$159,012.00
Law Enforcement Fee		\$0.00	\$786.00	\$786.00
Parks & Recreation Fee			\$10,528.00	\$10,528.00
Fire & EMS Fee		\$0.00	\$9,772.00	\$9,772.00

Table 2. Financial Data – Office of Impact Fees General Account (3111776)

Description	Amount
Opening Statement Balance (1 April 2015)	\$201,943.91
April Deposits (1 – 30 April 2015)	\$180,098.00
School March Transactions (withdraws via transfer on 13 April 2015)	(\$177,110.40)
Law March Transactions (withdraws via transfer on 13 April 2015)	(\$2,224.46)
Parks & Rec March Trans. (withdraws via transfer on 13 April 2015)	(\$11,725.75)
EMS March Trans. (withdraws via transfer on 13 April 2015)	(\$10,883.30)
Interest Earned (30 April 2015)	\$85.73
Ending Statement Balance (30 April 2015)	\$180,183.73
<i>Outstanding Credits (deposits through 1 May 2015)</i>	<i>\$0.00</i>

Table 3. Financial Data – School Impact Fee Account (3107582)

Description	Amount
Opening Balance (1 April 2015)	\$602,150.65
March Transactions (deposits via transfer on 13 April 2015)	\$177,110.40
Interest Earned (30 April 2015)	\$291.13
Ending Balance (30 April 2015)	\$779,552.18

Table 4. Financial Data – Law Enforcement Impact Fee Account (3120120)

Description	Amount
Opening Balance (1 April 2015)	\$45,973.96
March Transactions (deposits via transfer on 13 April 2015)	\$2,224.46
Interest Earned (30 April 2015)	\$19.45
Ending Balance (30 April 2015)	\$48,217.87

Table 5. Financial Data – Parks & Recreation Impact Fee Account (3122808)

Description	Amount
Opening Balance (1 April 2015)	\$505,736.01
March Transactions (deposits via transfer on 13 April 2015)	\$11,725.75
Interest Earned (30 April 2015)	\$210.73
Ending Balance (30 April 2015)	\$517,672.49

Table 6. Financial Data –EMS Impact Fee Account (3122816)

Description	Amount
Opening Balance (1 April 2015)	\$139,150.18
March Transactions (deposits via transfer on 13 April 2015)	\$10,883.30
Interest Earned (30 April 2015)	\$59.87
Ending Balance (30 April 2015)	\$150,093.35

Table 7. Total Impact Fees as of 1 May 2015 /1

Description	Amount
Office of Impact Fees General Account	\$180,183.73
School Impact Fee Account	\$779,552.18
Law Enforcement Fee Account	\$48,217.87
Parks & Recreation Impact Fee Account	\$517,672.49
EMS Impact Fee Account	\$150,093.35
Total Impact Fees	\$1,675,719.62

/1 These values represent both impact fees collected and interest earned. The general account includes the outstanding credits listed in table 2 and outstanding debits, if any, listed in tables 3-6.

Table 8. Pending May 2015 Fee Transfers /1

Account	30 April 2015 Account Totals	Pending Impact Fee Transfers	Account Totals
School Impact Fee Account	\$779,552.18	\$159,087.44	\$938,639.62
Law Enforcement Fee Account	\$48,217.87	\$786.86	\$49,004.73
Parks & Recreation Impact Fee Account	\$517,672.49	\$10,533.14	\$528,205.63
EMS Impact Fee Account	\$150,093.35	\$9,776.29	\$159,869.64
Total Impact Fees	\$1,495,535.89	\$180,183.73	\$1,675,719.62

/1 This table represents each of the impact fee category account totals as of 30 April 2015 listed in tables 3 – 6. Pending fee transfer amounts, excluding interest and any outstanding credits, collected in May 2015 are listed in table 1 of the General Account (3111776); these transactions will be processed in April 2015. Any outstanding credits, as listed in table 2, will be added to the next month's Impact Fee transfer amounts.

Form 100 Transaction Summary

Jefferson County Government – Office of Impact Fees

Impact Fee Applications Processed between dates Sunday 1 through Tuesday 31 April 2015

1500059	04/17/2015	James	Matthew	02 Charles Town	1115	603	23A	182	\$0.00	04/17/2015	Form 200
1500062	04/29/2015	French	Benjamin and	09	1054	630	20	3	\$0.00	04/29/2015	Form 200
1500063	04/30/2015	Steinhoff	Stephen	02 Charles Town	1147	550	19	34	\$0.00	04/30/2015	Form 200
1500064	04/30/2015	Steinhoff	Stephen	02 Charles Town	1147	550	19	34	\$0.00	04/30/2015	Form 200
Category Count: 4									Category Total	\$0.00	

1500047	04/01/2015	Heather	Arcadia	03 Charles Town	23	67	12A	212	\$12,808.00	04/01/2015	N/A
1500048	04/01/2015	Heather	Arcadia	03 Charles Town	23	67	12A	208	\$12,808.00	04/01/2015	N/A
1500049	04/01/2015	Heather	Arcadia	03 Charles Town	23	67	12A	176	\$12,808.00	04/01/2015	N/A
1500050	04/01/2015	Heather	Arcadia	03 Charles Town	23	67	12A	184	\$12,808.00	04/01/2015	N/A
1500051	04/07/2015	Rogers &	James & Patricia	06 Kabletown	1026	589	22	17	\$13,070.00	04/07/2015	N/A
1500052	04/07/2015	Dan Ryan		03 Charles Town			11D	109	\$12,808.00	04/07/2015	N/A
1500053	04/07/2015	Dan Ryan		03 Charles Town			11D	110	\$12,808.00	04/07/2015	N/A
1500054	04/07/2015	Dan Ryan		03 Charles Town			11D	111	\$12,808.00	04/07/2015	N/A
1500055	04/07/2015	Dan Ryan		04 Harpers Ferry	1129	541	9D	107	\$13,070.00	04/07/2015	N/A
1500056	04/07/2015	Dan Ryan		04 Harpers Ferry	1129	541	9D	148	\$13,070.00	04/07/2015	N/A
1500057	04/15/2015	Charles	Ryan Homes	08 Ranson Corp	982	137	8D	21G	\$12,808.00	04/15/2015	N/A
1500058	04/15/2015	Charles	Ryan Homes	08 Ranson Corp	982	137	8D	23G	\$12,808.00	04/15/2015	N/A
1500060	04/23/2015	K Hovnanian		03 Charles Town	1095	342	11B	294	\$12,808.00	04/23/2015	N/A
1500061	04/23/2015	K Hovnanian		03 Charles Town	1095	342	11B	340	\$12,808.00	04/23/2015	N/A
Category Count: 14									Category Total	\$180,098.00	
TOTAL APPLICATIONS: 18									Grand Total	\$180,098.00	